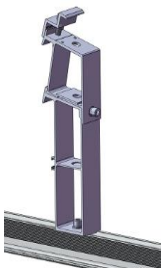


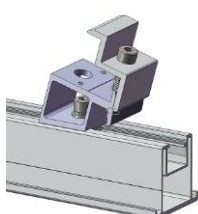


ComT 15° Front and Rear Legs

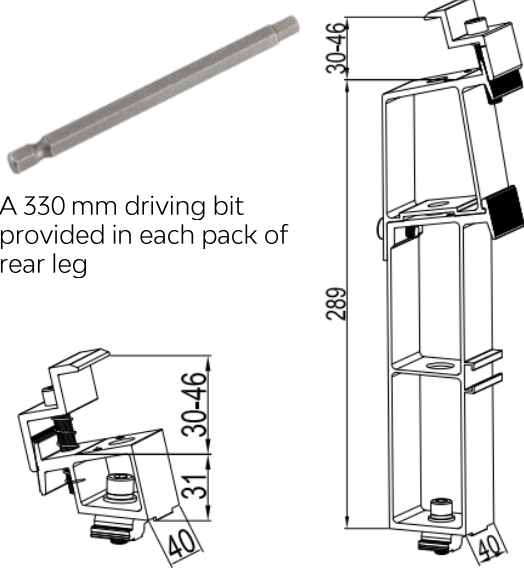
Assembly

			
Install into top channel of B50 rail		Install into top channel of T rail	

Component

		
ComT 15° Front Leg Part No.: FL-COMT/Z/G/15 Bar Code: 10-001-00236	ComT 15° Rear Leg Part No.: RL-COMT/Z/G/10V2 Bar Code: 10-001-00235	ComT 15° Rear Leg Extender Part No.: RL-E-COMT/G/15 Bar Code: 10-001-00237

Technical Specification

Roof type	Trapezoidal & Corrugated Metal Roof and Flat Roof	 <p>A 330 mm driving bit provided in each pack of rear leg</p>
Fixing Method	Fixing on the top channel of B50 rail or T50/110 rails with Z Module	
PV Panel Dimension	Up to 2400 x 1200 mm	
Packaging	Front leg: 30 units per pack, 4 packs (120 units) per carton Rear leg: 50 units per carton Rear leg extender: 84 units per carton	
Weight	Front leg: 0.146 kg; Rear leg: 0.269 kg; Rear leg extender: 0.126 kg Front leg: 19.0 kg (carton); Rear leg: 14.0 kg (carton); Rear leg extender: 11.1 kg (carton)	
Packaging Dimension	L395*W260*H330mm (carton dimension)	
Material	AL6005-T5	
Color	Silver (Anodized, no less than 10 μm, excluding machined surfaces)	
Standard	GB50797 AS NZS1170.2-2011 EN1991 JISC8955 ASCE 7-10 SANS 10160	