



A Clenergy Product Line



Designed for Australia



# Product Catalogue

Version 5.2



Last Update - Feb.2026

**Clenergy** is a veteran manufacturer with startup roots in Melbourne, Australia, we have earned a solid reputation throughout the nation and across APAC, because of a proven track record of success.

We bring our expertise to the table to provide your company and engineers with creative insights, and attention to detail.



**50<sub>GW+</sub>**  
Worldwide installations



**50<sup>+</sup>**  
Country Presence



**15,000<sup>+</sup>**  
Solar plants



**1,200,000<sup>+</sup>**  
Rooftop solar projects



# Official Certification



## Milestones



### 2016-2021 Public Listing

Successfully listed on the main board of the Shanghai Stock Exchange

Forged strategic partnerships with leading companies and achieved benchmark projects, including collaborations with Bosch Siemens Home Appliances, Panasonic Group etc.



### 2007-2010 Founding Years

Founded in Australia, entering the renewable energy industry

Successfully launched the 'PVezRack®' brand, leading to Australia's No.1 solar mounting manufacturer, with the market share exceeding 50%

### 2022-Current New Heights



Ranking top solar mounting brand in Australia, the UK, and APAC regions

Clenergy Global Sales & Marketing Centre was launched in Shanghai

### 2011-2015 Global Expansion



Established two manufacturing bases in Xiamen and Tianjin with the annual capacity of 18GW

Established 6 subsidiaries in Australia, Germany, the UK, Japan, Thailand and the Philippines

Ventured into solar plant construction and operation & maintenance services, as well as renewable power investment, embarking on the journey of exploring carbon neutrality

At **PVezRack®** our heritage is founded on the art of engineering and a culture of collaboration. We've built our legacy with a future focus that still stays true to the fundamentals of sustainable design. We have built a collaborative culture amongst stakeholders from across our industry, which was critical for us to deliver on our mission. We offer the solar industry, versatile mounting equipment for every application.

**PVezRack®** is the flagship product line from Clenergy, which has been designing products since 2007 and has grown into an Australian solar industry icon with its products sold across 50 countries. Our ongoing research and development is backed by a culture of open innovation, excellence through quality and being service focused.

We develop for optimal functionality, with an emphasis on simplicity for aesthetically brilliant projects.

Our technically advanced solar mounting gear is complemented by unique kliplok clamps and accessories, as well as our unparalleled logistics & operations team, with an emphasis on customer service.

### List of contents

Clenergy	01 - 02
PVezRack®	03 - 03
SolarRoof	04 - 20
SolarRoof Kits	21 - 24
SolarTripod Lite	25 - 27
ComT 2.0	28 - 34
SolarTerrace II-A	35 - 39
SolarTerrace III-A	40 - 44
SolarTerrace Ikon	45 - 46
SolarTerrace MAC	47 - 48
PostMount 1-A, 2-A, 3-A, 4-A	49 - 53
PostMount 6-A, 8-A	54 - 58
PostMount 1-A, 2-A, 3-A for XL Panels	59 - 63
PostMount 4-A, 6-A for XL Panels	64 - 68
ezTracker D1P	69 - 70
ezTracker D1P120	71 - 72
ezShade Razor	73 - 74
Accessories	75 - 81
Product Warranty	82 - 84

# SolarRoof

**Reliable, robust roof mounting system with high quality components designed for the harshest conditions.**

PVezRack® SolarRoof has been developed for both residential and commercial PV installations on tin and tile roofs. The components are easy to install and can be used for flush as well as tilted systems, on a large variety of roof types. The interfaces, rails and clamps use high quality, robust and corrosion resistant materials including structural grade aluminium alloy (AL6005-T5) and stainless steel (SUS304).

## Main Benefits

### Quick and Easy Installation

Innovative and internationally patented, the Z-Module and Click Module technology are used in almost all SolarRoof components. The Z-Module and Click Module provide quick, easy, and safe installation method. They can be inserted into the rail at any given point, and secured with just two or three hand grips.

### Versatility

A large variety of roof hooks, tin roof fixings, tilt legs and adapters help ensure that you will find a suitable fixing method for almost every roof, where fixing with penetration is required.

### Wide Range of Tilting

With three adjustable tilt legs, these parts can tilt panels from between 10-60 degrees. Through its innovative design, the tilt legs can cope with all common purlin distances.

### Universal

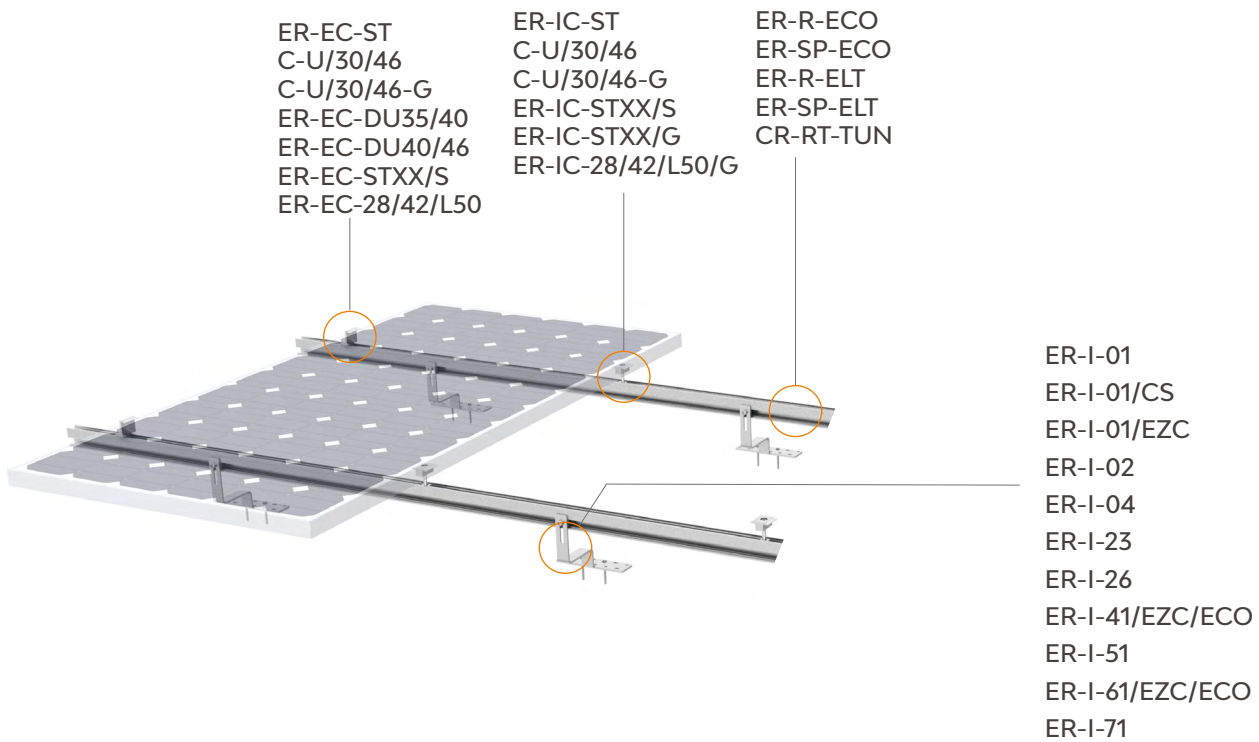
SolarRoof has suitable inter and end clamps for most size of solar panel or special security clamps. In the growing range of clamps, cable clips, adapters and accessories you are sure to find the parts you require for your residential or commercial rooftop mounting needs.

**25 Year  
Warranty**

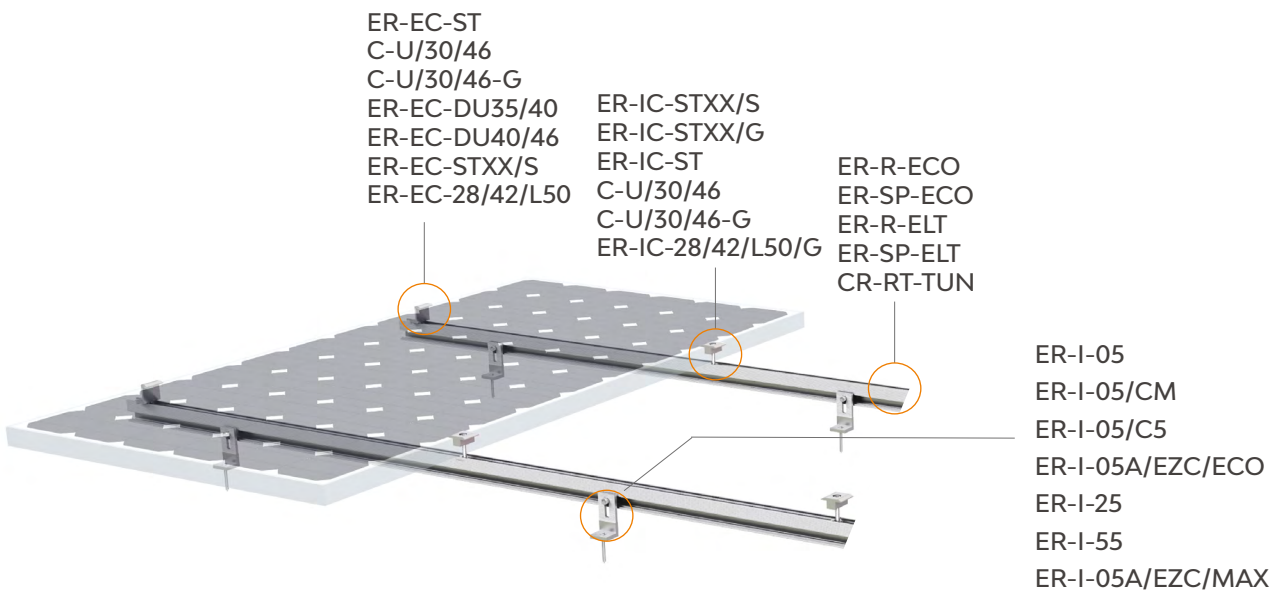
**Commercial**

**Residential**

### Tile Roof



### Tin Roof



**Available accessories**

- Grounding/earthing
- Cable clips
- Rail caps
- Isolator Shade

### Tin Roof (SADL Bracket)

ER-EC-ST  
C-U/30/46  
C-U/30/46-G  
ER-EC-DU35/40  
ER-EC-DU40/46  
ER-EC-STXX/S  
ER-EC-28/42/L50

ER-R-ECO  
ER-SP-ECO  
ER-R-ELT  
ER-SP-ELT  
CR-RT-TUN

ER-IC-STXX/S  
ER-IC-STXX/G  
ER-IC-ST  
C-U/30/46  
C-U/30/46-G  
ER-IC-28/42/L50/G

ER-I-05  
ER-I-05/CM  
ER-I-05/C5  
ER-I-05A/EZC/ECO  
ER-I-05A/EZC/MAX

ER-I-55  
ER-AD-B2D  
ER-I-65  
ER-I-75

### Tin Roof (Tilt Legs)

ER-EC-STXX/S  
ER-EC-ST  
C-U/30/46  
C-U/30/46-G  
ER-EC-DU35/40  
ER-EC-DU40/46  
ER-EC-28/42/L50

ER-IC-STXX/S  
ER-IC-STXX/G  
ER-IC-ST  
C-U/30/46  
C-U/30/46-G  
ER-IC-28/42/L50/G

ER-TL-5/PS  
ER-TL-10/PS  
ER-TL-10/15  
ER-TL-5/L/C5  
ER-TL-15/30  
ER-TL-30/60  
ER-TL-10/15/PS/C5  
ER-TL-15/30/PS/C5  
ER-TL-10/15/PS  
ER-TL-15/30/PS

ER-R-ECO  
ER-SP-ECO  
ER-R-ELT  
ER-SP-ELT

**Available accessories**

- Grounding/earthing
- Cable clips
- Rail caps
- Isolator Shade

# SolarRoof Non-penetrative

Reliable, robust roof mounting system with high quality components designed for concealed-fix roof claddings (Klip-lok, Longline).

To achieve and maintain improved watertightness of solar installations on Klip-lok type tin roofs, PVezRack® SolarRoof has been expanded with a range of nonpenetrative brackets. Rigorous testing on real size roofing sheets ensures safety, compliance and structural integrity of the PV-installations. As a result, the Kliplok type brackets can be used for installing flush to the roof as well as for tilted systems.

## Main Benefits

### No Roof Penetration

Watertightness is easily maintained with the SolarRoof clamps for concealed fix roofs, as there is no need for roof penetration. With Clenergy's thorough testing methods, this is made possible without any compromises on safety or structural integrity.

### Versatility

The non-penetrative clamps can be used for flush installations as well as for tilting. The fixing method for flush mounting include using our L-feet interface with rails and clamps, all fixed on top of the non-penetrative clamps. For tilted systems, the adjustable tilt legs or SolarTripod can be used directly on the compatible non-penetrative clamps.

### Quick and Easy Installation

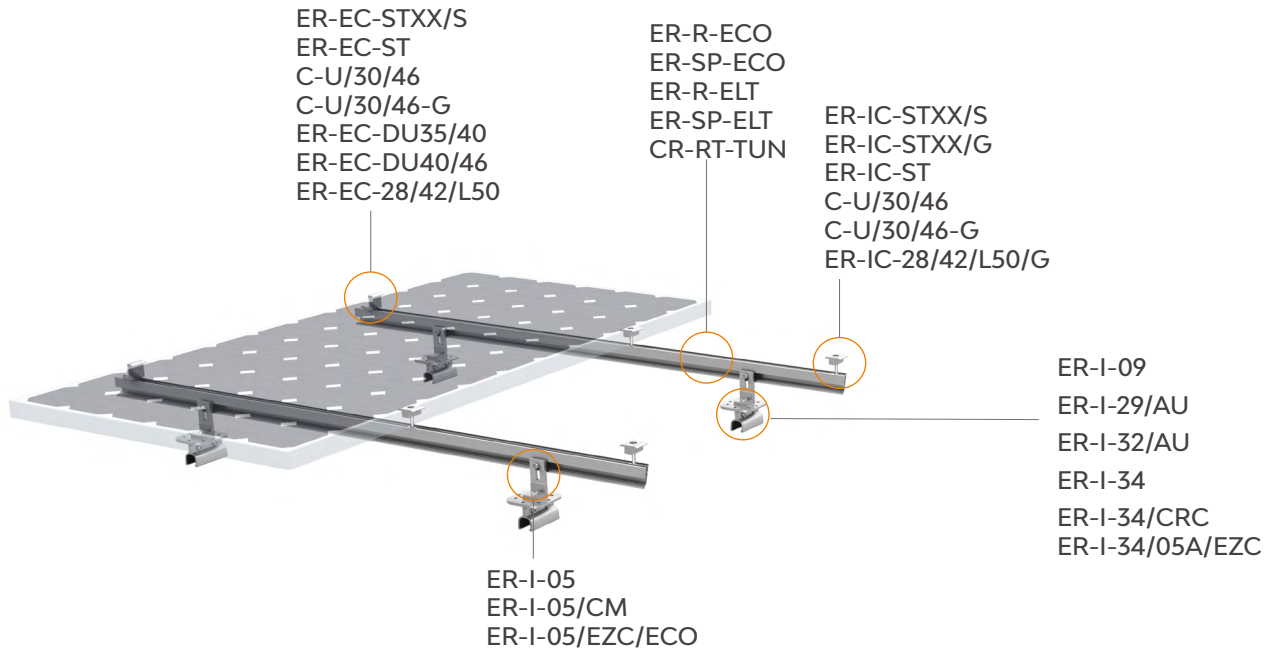
Innovative and internationally patented, the Z-Module and Click Module technology are used in almost all SolarRoof components. The pre-assembled interfaces, Z-Module and Click Module provide quick easy and safe installation method. They can be inserted into the rail at any given point, and provide longlasting and secured connections.

**25 Year  
Warranty**

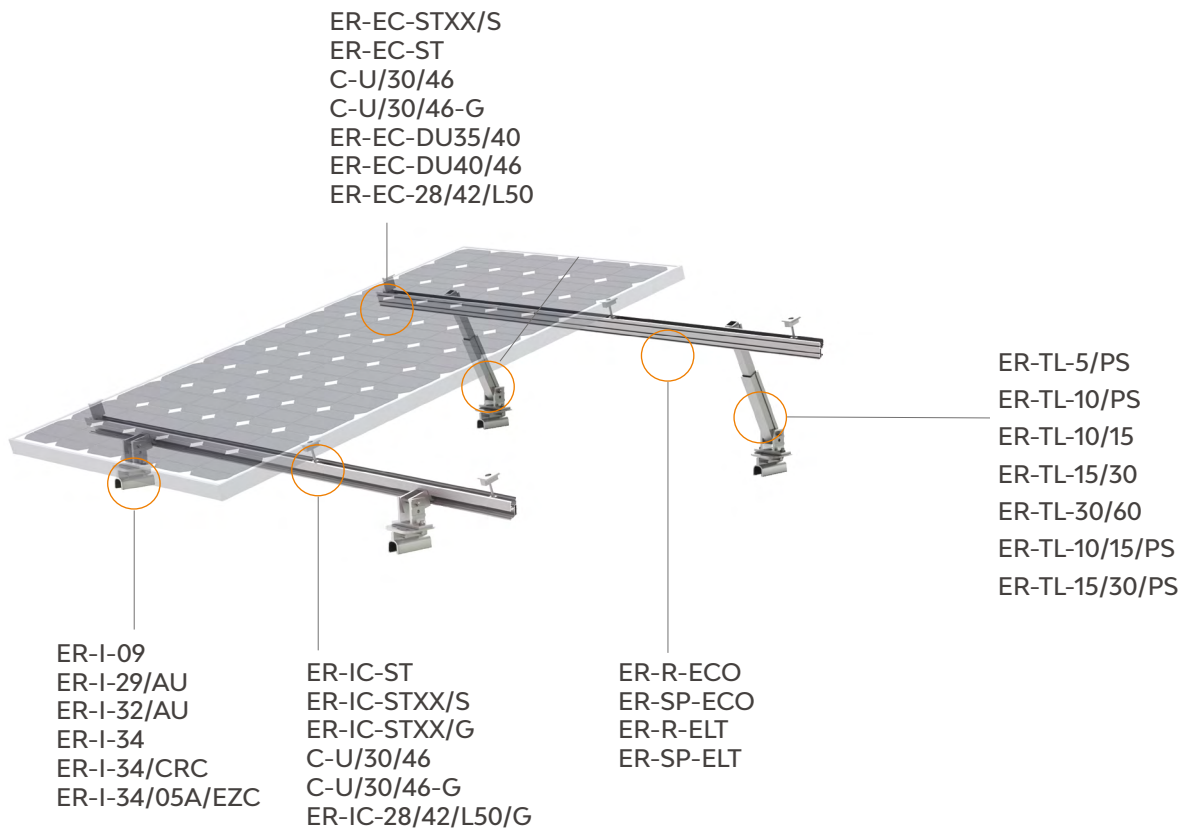
**Commercial**

**Residential**

### Tin Roof



### Tin Roof (Tilt Legs)



**Available accessories**

- Grounding/earthing
- Cable clips
- Rail caps
- Isolator Shade

# SolarRoof - Black Anodised

Reliable, robust roof mounting system with high quality components designed for the harshest conditions.

PVezRack® SolarRoof is an universal mounting system for PV installation on roof, which is available for black and silver. The components are easy to install and can be used for flush as well as tilted systems, on a large variety of roof types. The interfaces, rails and clamps use high quality, robust and corrosion resistant materials including structural grade aluminium alloy (AL6005-T5) and stainless steel (SUS304).

## Main Benefits

### Quick and easy installation

Innovative and internationally patented, the Z-Module technology is used in almost all SolarRoof components. The Z-Module provides a quick, easy and safe installation method. It can be inserted in to the rail at any given point, and secured with just three hand grips.

### Versatility

A large variety of tin roof fixings, tilt legs and adapters help ensure that you will find a suitable fixing method for almost every roof, where fixing with or without penetration is required.

### Wide range of tilting

With three adjustable tilt legs, these parts can tilt panels from between 10-60 degrees. Through its innovative design, the tilt legs can cope with all common purlin distances.

### Universal

SolarRoof has suitable mid and end clamps for most size of solar panel or special security clamps. In the growing range of clamps, cable clips, adapters and accessories you're sure to find the parts you require for your residential rooftop mounting needs.

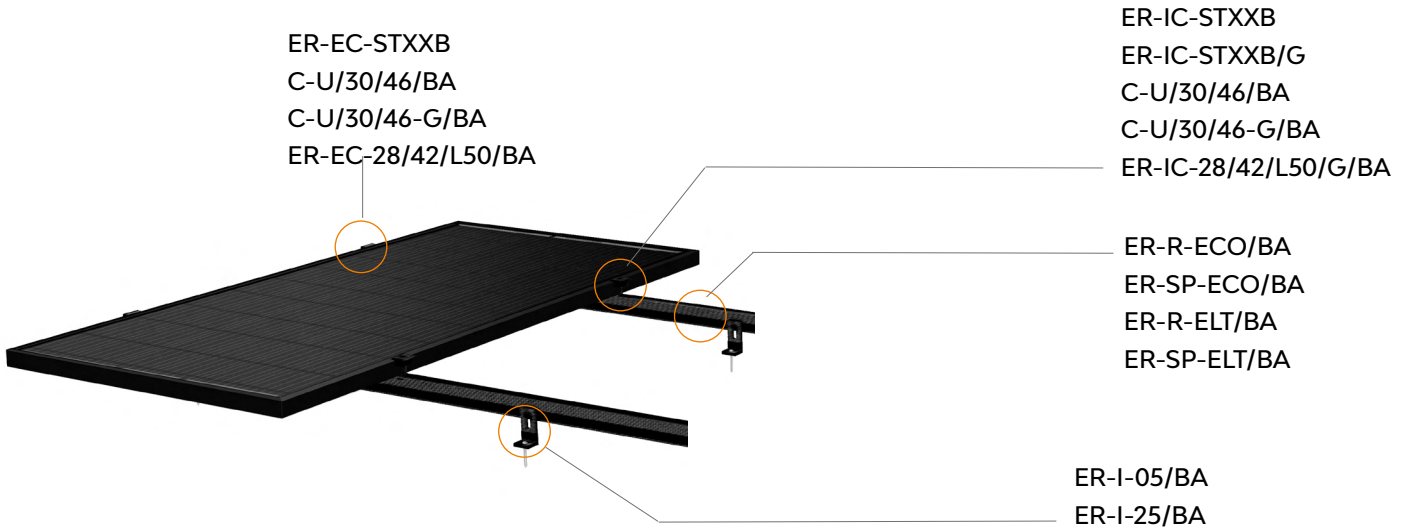
25 Year  
Warranty

Commercial

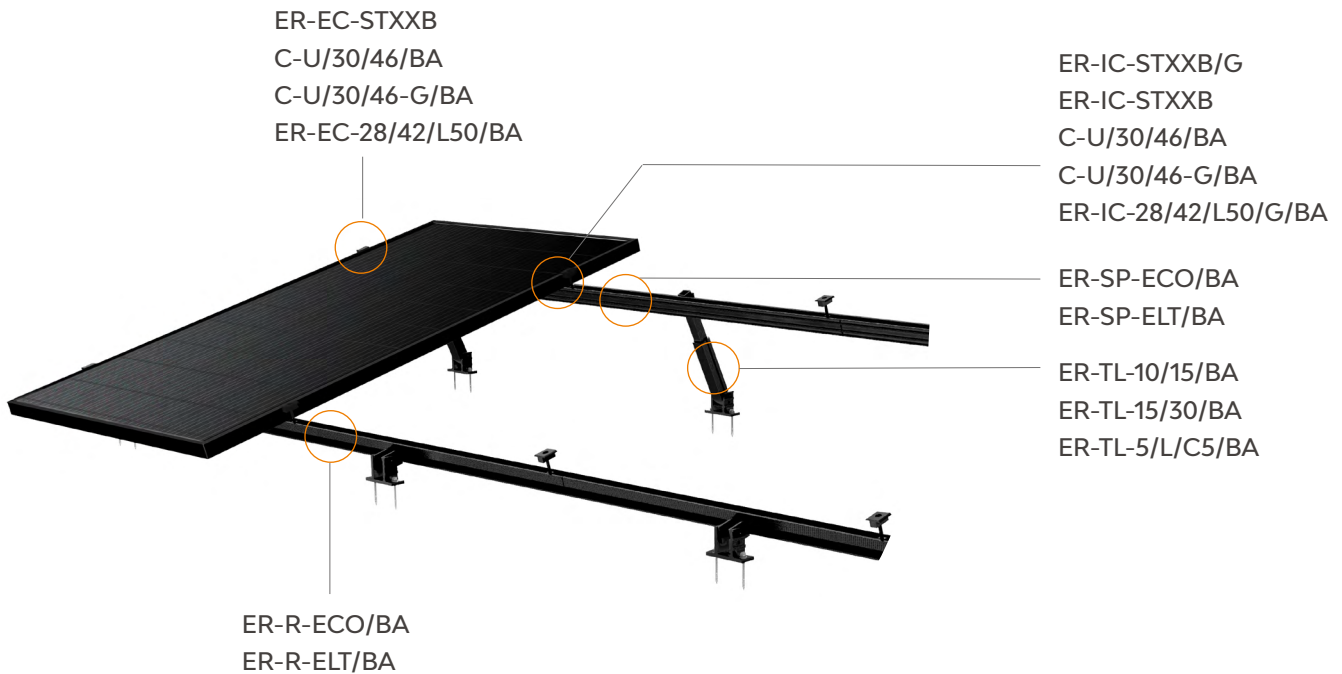
Residential

International Patent  
PCT/AU2009/000616

### Tin Roof (Hollywood)



### Tin Roof (Tilt Legs) (Hollywood)



**Available accessories**

- Grounding/earthing
- Cable clips
- Rail caps
- Isolator Shade

# SolarRoof - Black Anodised

## Non-penetrative

Reliable, robust roof mounting system with high quality components designed for concealed-fix roof claddings (Klip-lok, Longline).

To achieve and maintain improved watertightness of solar installations on Kliplok type tin roofs, PVezRack® SolarRoof has been expanded with a range of nonpenetrative brackets. Rigorous testing on real size roofing sheets ensures safety, compliance and structural integrity of the PV-installations. As a result, the Klip-lok type brackets can be used for installing flush to the roof as well as for tilted systems.

### Main Benefits

#### No roof penetration

Watertightness is easily maintained with the SolarRoof clamps for concealed fix roofs, as there's no need for roof penetration. With Cleenergy's thorough testing methods, this is made possible without any compromises on safety or structural integrity.

#### Versatility

The non-penetrative clamps can be used for flush installations as well as for tilting. The two fixing methods for flush mounting include direct mounting\*\* (no rails) and bracket plus L-feet (with rails). For tilted systems, the adjustable tilt legs or SolarTripod can be used directly on the compatible nonpenetrative clamps.

#### Quick and easy installation

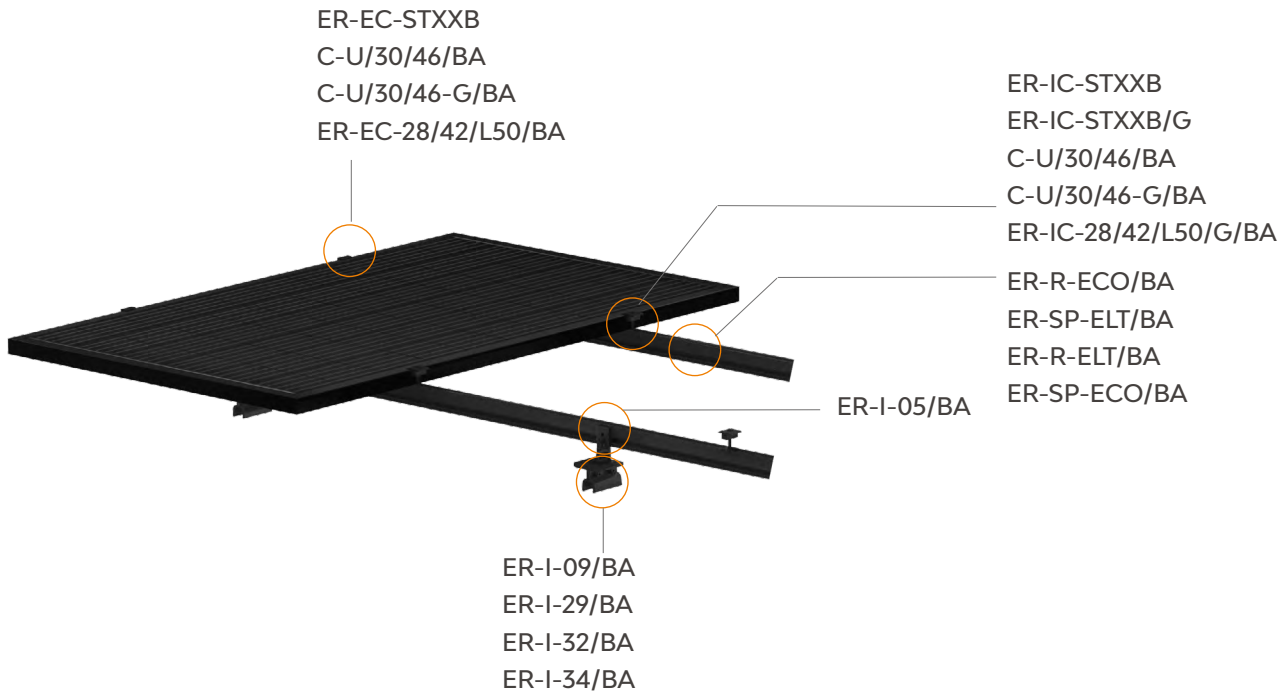
Innovative and internationally patented, the Z-Module technology is used in almost all SolarRoof components. The Z-Module provides a quick, easy and safe installation method. It can be inserted in to the rail at any given point, and provide longlasting and secured connections.

25 Year  
Warranty

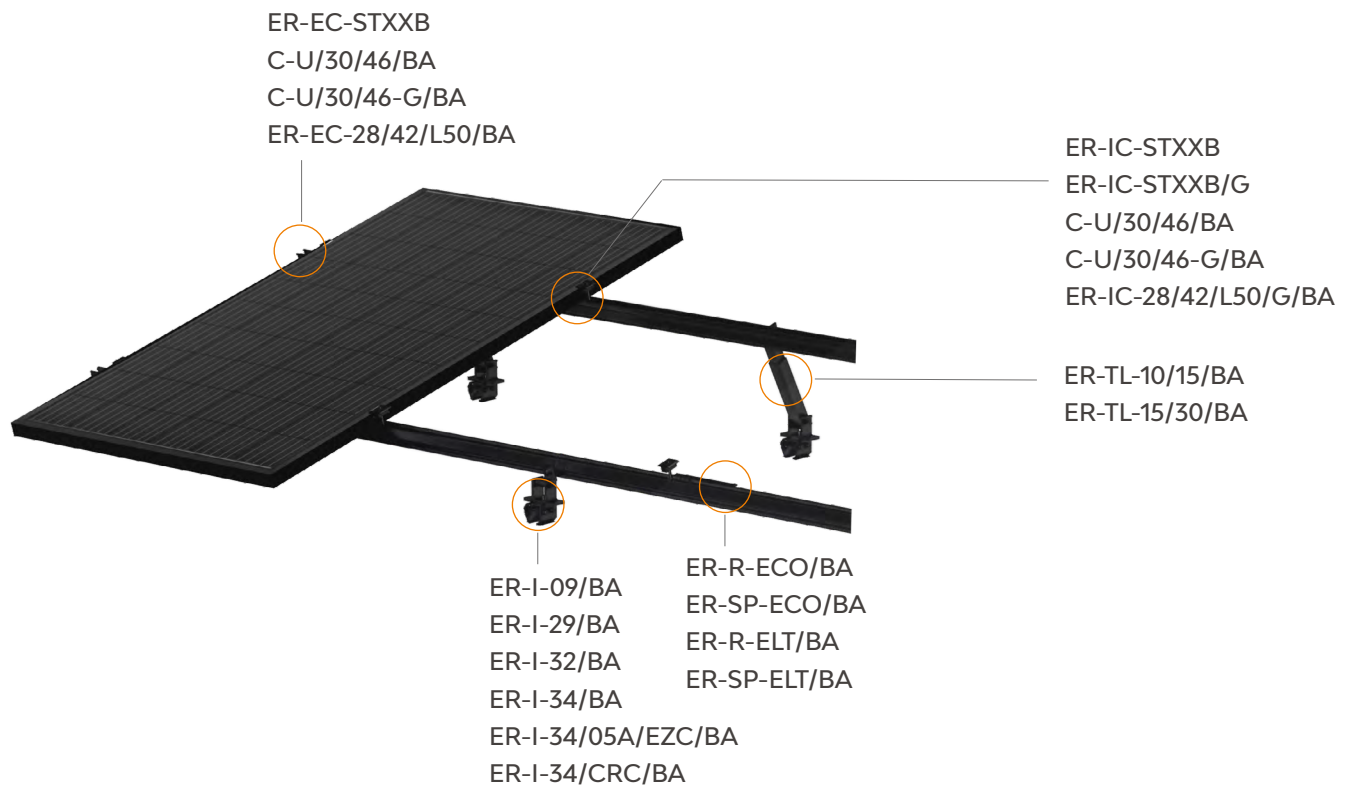
Commercial

Residential

### Tin Roof (Hollywood)



### Tin Roof (Tilt Legs) (Hollywood)



**Available accessories**

- Grounding/earthing
- Cable clips
- Rail caps
- Isolator Shade

## Components



**ER-I-01**  
Tile Interface

- Tile Roof Hook 1
- Z-Module
- Washer 8mm (5/16")
- Lock washer 8mm (5/16") A2
- Hex Socket Head Bolt M8 x 25mm (5/16" x 63/64") 933 A2-70
- Buildex 14-10 x 65 Hex Head Zips screw



**ER-I-01/CS**  
Tile Interface, Galvanised Steel

- Tile Roof Hook1 (Galvanised Steel)
- Z Module
- Washer 8
- Lock washer M8
- Hexagon socket head cap screw M8 x 25
- Buildex 14-10 x 65 Hex Head Zips screw



**ER-I-01/EZC/ECO**  
Tile Interface with ezClick connection for rail

- Tile Roof Hook1
- Clamp 1 for rail
- Clamp 2 for rail
- ezClip Spring
- Lock washer M8 x 18
- Hexagon socket head cap screw M8 x 28
- Buildex 14-10 x 65 Hex Head Zips screw



**ER-I-02**  
Flat Tile Interface

- Flat Tile Roof Hook
- Z-Module
- Washer 8mm (5/16")
- Lock Washer 8mm (5/16")
- Hex Socket Head Bolt M8 x 25mm (5/16"x 63/64")
- Buildex 14-10x65 Hex Head Zips screw




**ER-I-04**  
Slate Interface

- Slate Roof Hook
- Z-Module
- Washer 8mm
- Lock Washer 8mm A2
- Hex Socket Head Bolt M8 x 25mm
- Buildex 14-10x65 Hex Head Zips screw



**ER-I-23**  
Tile Interface - Landscape

- Tile Roof Hook 3
- Z-Module
- Washer 8 DIN 9021 A2
- Lock Washer 8mm A2
- Hex Socket Head Bolt M8 x 25mm 933 A2-70
- Buildex 14-10x65 Hex Head Zips screw



**ER-I-26**  
Tile Interface - Side Mount

- Tile Roof Hook 2
- Z-Module
- Washer 8mm
- Lock Washer 8mm
- Hex Socket Head Bolt M8 x 25mm
- Buildex 14-10 x 65 Hex Head Zips screw



**ER-I-41/EZC/ECO**

Adjustable Tile Interface with ezclick connection, 120mm horizontal arm

- Main part of Adjustable Tile Interface, 120mm horizontal arm
- Base plate of Adjustable Tile Interface
- L bracket for SRP interface
- Clamp 1 for rail
- Clamp 2 for rail
- ezClip Spring
- Lock Washer M8 x 18
- Hexagon socket button head screw M8 x 20
- Washer 8
- Plain washer 8
- Hexagon socket head cap screw M8 x 16
- Hexagon socket head cap screw M8 x 25
- Buildex 14-10 x 65 Hex Head Zips screw



**ER-I-51**

Tile Interface, 118mm horizontal arm, with BX screw 6.3x65

- Tile Roof Hook with 118mm horizontal arm
- Z Module (Anodised)
- Washer 8
- Lock washer M8 x 18
- Hexagon socket head cap screw M8x25
- Buildex 14-10 x 65 Hex Head Zips screw



**ER-I-61/EZC/ECO**

Adjustable Tile Interface with ezclick connection, 170mm horizontal arm

- Main part of Adjustable Tile Interface, 170mm horizontal arm
- Base plate of Adjustable Tile Interface
- L bracket for SRP interface
- Clamp 1 for rail
- Clamp 2 for rail
- ezClip Spring
- Lock Washer M8 x 18
- Hexagon socket button head screw M8 x 20
- Washer 8
- Plain washer 8
- Hexagon socket head cap screw M8 x 16
- Hexagon socket head cap screw M8 x 25
- Buildex 14-10x65 Hex Head Zips screw



**ER-I-71**

Tile Interface, 190 mm Horizontal Arm

- Tile Roof Hook with 190 mm Horizontal Arm
- Z Module (Anodised)
- Washer 8
- Lock washer M8 x 18
- Hexagon socket head cap screw M8 x 25
- Buildex 14-10 x 65 Hex Head Zips screw



**ER-I-05**

**ER-I-05/BA**

Tin Interface

- Tin Roof Hook
- Rubber Pad 38 x 38 x 2
- Z-Module
- Washer 8mm
- Lock Washer 8mm A2
- Hex Socket Head Bolt M8 x 28mm
- Buildex 14-11 x 70 Hex Head Zips screw



**ER-I-05/C5**

Tin Interface with C5 screw

- Tin Roof Hook
- Z Module (Anodised)
- Rubber Pad 38\*38\*2
- C5 Buildex 14-11 x 70 Hex Head Zips screw
- Lock washer M8\*18
- Spring Washer GB/T 93-8
- Hexagon socket head cap screw M8\*28

	<p><b>ER-I-05/CM</b> Tin Interface with Click Module Assembly</p>	<ul style="list-style-type: none"> <li>- Tin Roof Hook</li> <li>- Rubber Pad 38 x 38 x 2</li> <li>- Main Click Module</li> <li>- Side Click Module</li> <li>- Washer 8</li> <li>- Lock Washer M8 x 18</li> <li>- Hexagon socket head cap screw M8 x 28</li> <li>- Buildex 14-11 x 70 Hex Head Zips screw</li> <li>- Spring for Click Module</li> </ul>
	<p><b>ER-I-05A/EZC/ECO</b> Tin Interface A with ezClick connection for ECO-Rail</p>	<ul style="list-style-type: none"> <li>- Tin Roof Hook A</li> <li>- Rubber Pad 38 38 2</li> <li>- Clamp 1 for Rail</li> <li>- Clamp 2 for Rail</li> <li>- ezClip Spring</li> <li>- Lock washer M8 x 18</li> <li>- Hexagon socket head cap screw M8 x 28</li> <li>- Buildex 14-11 x 70 Hex Head Zips screw</li> </ul>
	<p><b>ER-I-25</b> <b>ER-I-25/BA</b> Tin Interface with Curved Base for Corrugated Roof (Z Module + Bolt + Ponte Screw)</p>	<ul style="list-style-type: none"> <li>- L-shaped Corrugated Tin Feet Base</li> <li>- Rubber Pad 55 x 40 x 2</li> <li>- Z Module (Anodised)</li> <li>- Washer 8</li> <li>- Lock washer M8 x 18</li> <li>- Hexagon socket head cap screw M8 x 28</li> <li>- Buildex 14-11 x 70 Hex Head Zips screw</li> </ul>
	<p><b>EZ-AD-C43</b> <b>EZ-AD-C43/BA</b> Adapter (Puck) for Corrugated Iron Roof, with EPDM, for Tin Interface ER-I-05</p>	<ul style="list-style-type: none"> <li>- Corrugated Tin feet base</li> <li>- Rubber Pad 55 x 43 x 2</li> </ul>
	<p><b>ER-I-05A/EZC/MAX</b> Tin interface A with ezClick connection with double screw inserts (screws excluded)</p>	<ul style="list-style-type: none"> <li>- Tin interface A with double screw inserts for fastening</li> <li>- Rubber Pad 40*45*2</li> <li>- Clamp 1 for ECO Rail</li> <li>- Clamp 2 for ECO Rail</li> <li>- ezClip Spring</li> <li>- Lock washer M8*18</li> <li>- Hexagon socket head cap screw M8*28</li> </ul>
	<p><b>ER-I-55</b> SADL Bracket A1</p>	<ul style="list-style-type: none"> <li>- Rib Interface for Trapezoidal Roof</li> <li>- Rubber Pad 62 x 15 x 2</li> <li>- Plain washer 8</li> <li>- Washer 8</li> <li>- Hexagon socket head cap screw M8 x 20</li> <li>- Self-drilling Screw, Buildex M6-11 x 25 Hex Head Zips screw</li> </ul>
	<p><b>ER-AD-B2R</b> Brid - Corrugated Profile Roof Adaptor, Bridge Forging 2 x Ribs</p>	<ul style="list-style-type: none"> <li>- Rib Adaptor for Brid Corrugated Roof</li> <li>- Rubber Pad 62 x 46 x 1</li> <li>- Plain washer 8</li> <li>- Washer 8</li> <li>- Hexagon socket head cap screw M8 x 25</li> <li>- Self-drilling Screw, Buildex M6-11 x 25 Hex Head Zips screw</li> </ul>

	<p><b>ER-I-65</b> SADL Bracket A2</p>	<ul style="list-style-type: none"> <li>- Rib Interface A2 for Trapezoidal Roof</li> <li>- Rubber Pad 62*15*2</li> <li>- Plain washer DIN 125-1-8-A2</li> <li>- Spring Washer GB/T 93-8-A2</li> <li>- Hexagon socket head cap screw M8*20</li> <li>- Self-drilling Screw, Buildex M6-11 x 25 Hex Head Zips screw</li> </ul>
	<p><b>ER-I-75</b> SADL Bracket A3</p>	<ul style="list-style-type: none"> <li>- Rib Interface for Trapezoidal Roof</li> <li>- Rubber Pad 60*32*2</li> <li>- Plain washer DIN 125-1-8-A2</li> <li>- Spring Washer GB/T 93-8-A2</li> <li>- Hexagon socket head cap screw M8*20</li> <li>- Self-drilling Screw, Buildex M6-11 x 25 Hex Head Zips screw</li> </ul>
	<p><b>ER-I-09</b> <b>ER-I-09/BA</b> Klip Lok Interface 400-700HS</p>	<ul style="list-style-type: none"> <li>- Main Hook</li> <li>- Side Hook</li> <li>- Hex Socket Head Bolt M8x25mm</li> <li>- Lock Washer M8</li> <li>- Washer 8</li> <li>- Rubber pad 65 x 100 x 2</li> </ul>
	<p><b>ER-I-09/CRC</b> Klip lok Interface 400-700HS, pre-assembly with Cross Connector Clamp</p>	<ul style="list-style-type: none"> <li>- Main Hook</li> <li>- Side Hook</li> <li>- Hex Socket Head Bolt M8x25mm</li> <li>- Spring Washer</li> <li>- Plain Washer</li> <li>- Rubber pad 65 x 100 x 2</li> <li>- Cross Connector Clamp of ECO-Rail</li> <li>- Hexagon socket head cap screw M8*25</li> </ul>
	<p><b>ER-I-29/AU</b> <b>ER-I-29/BA</b> Klip-lok Interface for longline 305</p>	<ul style="list-style-type: none"> <li>- Main Hook for Klip-lok Interface for longline 305</li> <li>- Side Hook for Klip-lok Interface for longline 305</li> <li>- Rubber Pad for Klip-lok Interface for longline 305, L100 x 83</li> <li>- Hexagon socket head cap screw M8 x 30</li> <li>- Washer 8</li> <li>- Plain washer 8</li> <li>- Hexagon socket head cap screw M8 x 25</li> <li>- Lock washer M8</li> </ul>
	<p><b>ER-I-32/AU</b> <b>ER-I-32/BA</b> Klip-lok Interface 406 with U-opening</p>	<ul style="list-style-type: none"> <li>- Main Hook for Klip-lok Interface 406 with U-opening</li> <li>- Side Hook for Klip-lok Interface 406 with U-opening</li> <li>- Rubber Pad 55 x 100 x 2</li> <li>- Washer 8</li> <li>- Hexagon socket head cap screw M8 x 25</li> <li>- Plain washer 8</li> </ul>
	<p><b>ER-I-32/CRC</b> Klip-lok Interface 406, pre- assembly with Cross Connector Clamp</p>	<ul style="list-style-type: none"> <li>- Main Hook</li> <li>- Side Hook</li> <li>- Hex Socket Head Bolt M8x25mm</li> <li>- Spring Washer</li> <li>- Plain Washer</li> <li>- Rubber pad 55 x 100 x 2</li> <li>- Cross Connector Clamp of ECO-Rail</li> </ul>



**ER-I-34**  
**ER-I-34/BA**  
Brooklyn Klip-lok Interface

- Main Hook of Brooklyn Klip-lok Interface
- Side Hook of Brooklyn Klip-lok Interface
- Hexagon socket head cap screw M8 x 80
- Hexagon socket head cap screw M8 x 25
- Washer 8
- Plain washer 8
- Hexagon nut M8
- O rubber rings  $\varnothing 10 \times 1.9$



**ER-I-34/CRC**  
**ER-I-34/CRC/BA**  
Brooklyn Klip-lok Interface pre-assembly with Cross Connector Clamp

- Main Hook of Brooklyn Klip-lok Interface
- Side Hook of Brooklyn Klip-lok Interface
- Hexagon socket head cap screw M8 x 80
- Hexagon socket head cap screw M8 x 25
- Washer 8
- Plain washer 8
- Hexagon nut M8
- Cross Connector Clamp of ECO-Rail and ELITE Rail
- O rubber rings  $\varnothing 10 \times 1.9$



**ER-I-34/05A/EZC**  
**ER-I-34/05A/EZC/BA**  
Brooklyn Klip-lok Interface pre-assembly with Tin Interface A with ezClick module

- Main Hook of Brooklyn Klip-lok Interface
- Side Hook of Brooklyn Klip-lok Interface
- Hexagon socket head cap screw M8 x 80
- Hexagon socket head cap screw M8 x 25
- Washer 8
- Plain washer 8
- Hexagon nut M8
- O rubber rings  $\varnothing 10 \times 1.9$
- Tin Roof Hook A
- Clamp 1 for rail
- Clamp 2 for rail
- ezClip Spring
- Lock washer M8 x 18
- Hexagon socket head cap screw M8 x 28



**ER-I-34/CRC/PT**  
Brooklyn Klip-lok Clamp pre-assembly with Cross Connector Clamp and Plate Kit

- Main Hook
- Side Hook
- Hex Socket Head Bolt M8x25mm
- Hexagon socket head cap screw M8\*80
- Spring Washer
- Plain Washer
- O rubber rings  $\varnothing 10 \times 1.9$
- Cross Connector Clamp of ECO-Rail
- Cross Connector Clamp Plate
- Hex Nut GB/T 52-76-M8(Electrophoresed)



**ER-TL-FF**  
Tilt legs ,fix foot

- Front Leg Bracket (Anodised)
- Fix foot II (Anodised)
- Z Module (Anodised)
- Hexagon socket head cap screw M8 x 25
- Hexagon socket head cap screw M8 x 65
- Hexagon nut M8
- Washer 8
- Rubber Pad 40 x 25 x 2
- Buildex 14-11 x 70 Hex Head Zips screw
- Spring Washer GB/T 93-8



**ER-TL-5/PS**  
**ER-TL-10/PS**

Fixed Tilt Legs, 5 degree,  
10 degree, pre-assembled

- Front Leg Bracket (Anodised)
- Fix foot II (Anodised)
- L-feet (Anodised)
- Leg Strug II-167/261 (Anodised)
- Z Module (Anodised, grounding)
- Z Module (Anodised)
- Buildex 14-11 x 70 Hex Head Zips screw
- Hexagon socket head cap screw M8 x 25
- Hexagon socket head cap screw M8 x 28
- Hexagon socket head cap screw M8 x 55
- Hexagon socket head cap screw M8 x 65
- Hexagon nut M8
- Washer 8
- Rubber Pad 40 x 25 x 2
- Corrugated shim with hook (t3.5)
- External Teeth Lock Washer 8



**ER-TL-5/L/C5**  
**ER-TL-5/L/C5/BA**

L-Profile 5 Degree Tilt Legs with  
Climaseal 5 (C5) Screws

- Front Leg of L-Profile 5 Degree Tilt Leg (Anodised)
- Rear Leg of L-Profile 5 Degree Tilt Leg (Anodised)
- Z Module (Anodized,grounding)
- Buildex 14-11 x 70 Hex Head Zips Climaseal 5 with 16 mm Aluminium Bonded Washer
- Hexagon socket head cap screw M8\*28
- Spring Washer GB/T 93-8-A2
- Lock Washer M8\*18
- Rubber Pad 38\*38\*2
- Rubber Pad 60\*40\*2



**ER-TL-10/15**  
**ER-TL-15/30**  
**ER-TL-30/60**  
**ER-TL-10/15/PS**  
**ER-TL-15/30/PS**  
**ER-TL-10/15/PS/C5**  
**ER-TL-15/30/PS/C5**  
**ER-TL-10/15/BA**  
**ER-TL-15/30/BA**

Adjustable Tilt legs  
10-15 degree,  
15-30 degree,  
30-60 degree


- Front Leg Bracket (Anodised)
- Fix foot II (Anodised)
- L-feet (Anodised)
- Leg Strug II-220/350/635 (Anodised)
- Leg tube II-220/350/635 (Anodised)
- Z Module (Anodised, grounding)
- Z Module (Anodised)
- Buildex 14-11 X 70 Hex Head Zips screw or C5 Buildex 14-11 x 70 Hex Head Zips screw
- Hexagon socket head cap screw M8 X 25
- Hexagon socket head cap screw M8 X 28
- Hexagon socket head cap screw M8 X 40
- Hexagon socket head cap screw M8 X 65
- Hexagon nut M8
- Washer 8
- Plain washer 8
- Hexagon socket head cap screw M8 X 16
- Rubber Pad 40 X 25 X 2
- Corrugated shim with hook (t3.5)
- Corrugated shim, 46 x 22mm (grounding)
- External Teeth Lock Washer 8

	<p><b>ER-R-ECO</b> <b>ER-R-ECO/BA</b> ECO-Rail</p>	<ul style="list-style-type: none"> <li>- With standard lengths 3600mm,4400mm,4600mm,4700mm and 4800mm</li> </ul>
	<p><b>R-ECO/XXXX/AUMF</b> Australian Made Cutter Rail</p>	<ul style="list-style-type: none"> <li>- With standard lengths 3600mm, 4400mm and 4600mm</li> </ul>
	<p><b>ER-R-ELT/XXXX</b> <b>ER-R-ELT/XXXX/BA</b> Elite Rail</p>	<ul style="list-style-type: none"> <li>- Typical Length for ER-R-ELT are 3600mm, 4400mm, 4600mm, 4700mm and 4800mm</li> <li>- Typical Length for ER-R-ELT/BA are 3600mm, 4400mm, 4600mm, 4700mm and 4800mm</li> </ul>
	<p><b>CR-RT-TUN/XXXX/MF</b> TUNNAL Rail Tray,Mill Finished</p>	<ul style="list-style-type: none"> <li>- With standard length 4600mm</li> </ul>
	<p><b>ER-SP-ECO</b> <b>ER-SP-ECO/BA</b> Splice for ECO-Rail</p>	<ul style="list-style-type: none"> <li>- Splice with a standard length of 200mm</li> <li>- Hexagon socket head cap screw M8 x 12</li> </ul>
	<p><b>ER-SP-ETL</b> <b>ER-SP-ETL/BA</b> Splice for ELT-rail</p>	<ul style="list-style-type: none"> <li>- Splice with a standard length of 200mm</li> <li>- Hexagon socket head cap screw M8 x 12</li> </ul>
	<p><b>C-U/30/46</b> <b>C-U/30/46/BA</b> Akashi Clamp for Frame Height 30-46mm</p>	<ul style="list-style-type: none"> <li>- Akashi Clamp</li> <li>- Module for Akashi Clamp</li> <li>- Hexagon Socket Button Head Screw M8 x 55</li> <li>- Washer 8</li> <li>- Spring for Akashi Clamp</li> </ul>
	<p><b>C-U/30/46-G</b> <b>C-U/30/46-G/BA</b> Akashi Clamp for Frame Height 30-46mm with Grounding Clip</p>	<ul style="list-style-type: none"> <li>- Akashi Clamp</li> <li>- Module for Akashi Clamp</li> <li>- Grounding Clip for Akashi Clamp</li> <li>- Hexagon socket button head screw M8 x 55</li> <li>- Washer 8</li> <li>- ezClip Spring</li> </ul>
	<p><b>ER-EC-DU35/40</b> End Clamp, Dual 35 or 40mm</p>	<ul style="list-style-type: none"> <li>- End Clamp, Dual 35 or 40mm</li> <li>- Z Module (Anodised)</li> <li>- Washer 8</li> <li>- Hexagon socket head cap screw M8 x 35</li> </ul>



**ER-EC-STXX**  
**ER-EC-STXXB**  
End Clamp, Standard

- End Module Clamp 25mm, 28mm, 30mm, 32mm, 35mm, 38mm, 40mm, 42mm, 46mm, 48mm, 50mm
- Z-Module
- Hex Socket Head Bolt A2-70 M8 x 28
- Washer 8



**ER-IC-STXX**  
**ER-IC-STXXB**  
Inter Clamp, Standard

- Inter Module Clamp 28mm, 30mm, 35mm, 38mm, 40mm, 46mm, 50mm,
- 28mm with Hex Socket Head Bolt A2-70 M8 x 40mm
- 30mm with Hex Socket Head Bolt A2-70 M8 x 40mm
- 35mm with Hex Socket Head Bolt A2-70 M8 x 45mm
- 38mm with Hex Socket Head Bolt A2-70 M8 x 50mm
- 40mm with Hex Socket Head Bolt A2-70 M8 x 50mm
- 46mm with Hex Socket Head Bolt A2-70 M8 x 55mm
- 50mm with Hex Socket Head Bolt A2-70 M8 x 55mm
- Z-Module
- Washer 8



**ER-IC-STXX/G**  
**ER-IC-STXXB/G**  
Inter Clamp, Standard with Grounding Pins

- Inter Module Clamp 30mm and 35mm
- Z Module (Anodised, grounding)
- Hexagon socket head cap screw M8\*40
- Hexagon socket head cap screw M8\*45
- Washer 8



**ER-EC-ST35/S**  
**ER-EC-ST40/S**  
End Clamp, Security Series

- End Module Clamp 35mm, 40mm
- Anti-theft screw M8\*28
- Z Module (Anodised)
- Spring Washer



**ER-IC-ST35/S**  
**ER-IC-ST40/S**  
Inter Clamp, Security Series

- Inter Module Clamp 35mm and 40mm
- Anti-theft screw M8\*45
- Anti-theft screw M8\*50
- Z Module (Anodised)
- Spring Washer
- The tool of anti-theft screw M8



**ER-EC-28/42/L50**  
**ER-EC-28/42/L50/BA**  
Zano End Clamp For Frame Height 28-42mm

- Zano End Clamp, 50mm Length
- Module for Akashi Clamp Two
- Hexagon socket button head screw M8\*50
- Washer 8



**ER-IC-28/42/L50/G**  
**ER-IC-28/42/L50/G/BA**  
Zano Inter Clamp For Frame Height 28-42mm with Grounding Pins

- Zano Inter Clamp, 50mm Length with Grounding Pins
- Module for Akashi Clamp Two with Grounding Pins
- Hexagon socket button head screw M8\*50
- Washer 8
- Spring For Akashi Clamp Two


# SolarRoof Kits

PVezRack® SolarRoof kit is an universal mounting system for PV installation on roof, which is available for black and silver. The components are easy to install and adjust to fit a wide range of roof types and panel configurations. Our Solar Panel Roof Racking Kit is incredibly easy to install. Once you receive your kit, everything will be ready to go.

## Main Benefits

- ◆ High-quality and high-grade materials
- ◆ Innovative design
- ◆ Silver and Black to choose
- ◆ Easy to install

## Assembly



# System Set

## Silver Anodised SolarRoof Kit (with Grounding Standard Clamps 30mm)

Part No.: K-SR-05/4/30/G



Part No.: K-SR-01/4/30/G



## Silver Anodised SolarRoof Kit (with Grounding Akashi Clamps 30-46mm)

Part No.: K-ECO/05/4/U



Part No.: K-ECO/01/4/U



Part No.: K-SR-05/6/U



Part No.: K-SR-01/6/U



Part No.: K-ECO/05/8/U



Part No.: K-ECO/01/8/U



## Black Anodised SolarRoof Kit (with Grounding Akashi Clamps 30-46mm)

**Clenergy HOLLYWOOD** Part No.: K-ECO/05/4/U/B



**Clenergy HOLLYWOOD** Part No.: K-ECO/05/8/U/B



**Clenergy HOLLYWOOD** Part No.: K-SR-05/6/U/BA



**Clenergy HOLLYWOOD** Part No.: K-SR-01/6/U/BA



## Black Anodised SolarRoof Kit (with Grounding Standard Clamps 30mm)

**Clenergy HOLLYWOOD** Part No.: K-SR-05/4/30/G/BA



**Clenergy HOLLYWOOD** Part No.: K-SR-01/4/30/G/BA



**Clenergy HOLLYWOOD** Part No.: K-SR-05/8/30/G/BA



**Clenergy HOLLYWOOD** Part No.: K-SR-01/8/30/G/BA



## Partially Black Anodised SolarRoof Kit (with Grounding Standard Clamps 30mm)

**Clenergy** Part No.: K-SR-05/4/30/BP



**Clenergy** Part No.: K-SR-01/4/30/BP



**Clenergy** Part No.: K-SR-05/8/30/BP



**Clenergy** Part No.: K-SR-01/8/30/BP



## Partially Black Anodised SolarRoof Kit ( with 30mm Clamps and Elite Rails)

**Clenergy** Part No.: K-SR/ELT-05/8/30/BP



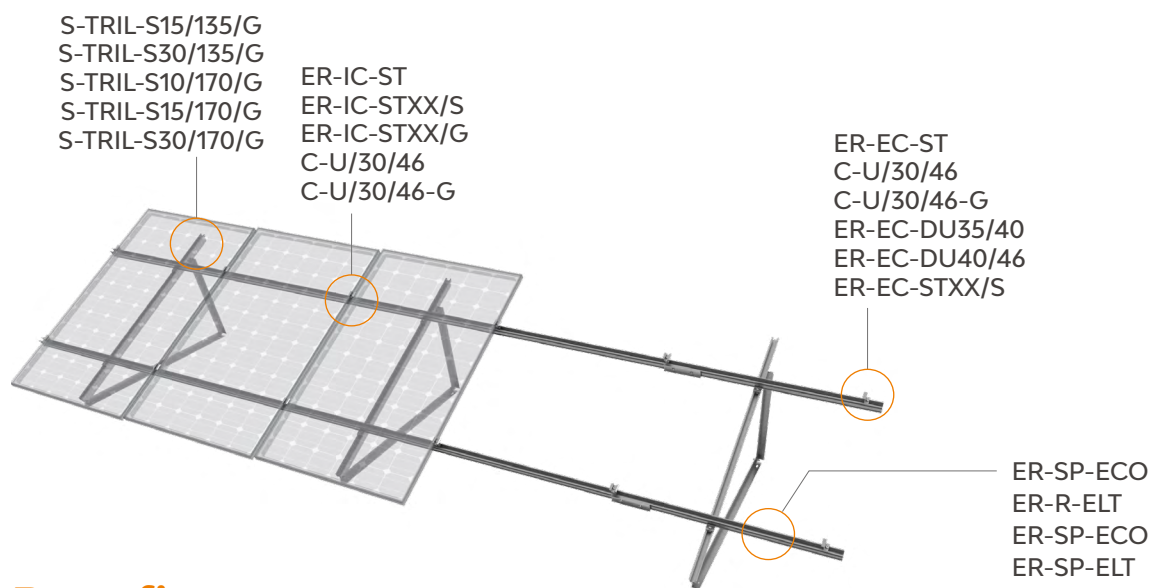
**Clenergy** Part No.: K-SR/ELT-01/8/30/BP



# SolarTripod Lite with Grounding Rail Clamp

## Pre-assembled residential and commercial flat roof mounting system

The PVezRack® SolarTripod Lite with pre-assembled Supports, including pre-installed Rail Clamps, is an economical mounting system, which is suitable for residential and commercial flat roofs. It has one of the fastest installation speed in its class. This system is manufactured from structural grade aluminium alloy to ensure excellent corrosion resistance and light weight.



## Main Benefits

### Fast and Easy Installation

The Tripod Lite supports are delivered with pre-set tilt angles, pre-assembled, which include the Rail Clamps pre-installed at the right position. This allows a quick and easy installation.

### Cost Reduction

The combination of simple L-Shaped aluminium profiles with Z-Module channels in the support and the optimised ELT Rail results in cost reduction without compromise in structural integrity.

### Grounding/Earthing Function

The Rail clamps include the earthing pins, which provide continuity between rail and support. On the ELT Rail the standard earthing clips and lugs can be used.

### Universal Application

Standardised components are suitable for 60cell as well as for 72cell panels with the base length of 1350mm or 1700mm and with the tilt angle of 10°, 15° or 30°. Customised lengths and tilt angles are available on order.

**25 Year  
Warranty**

**Commercial**

**Residential**




**Available  
accessories**









■ Grounding/earthing

■ Cable clips

■ Rail caps

## Components

	<p><b>S-TRIL-S15/135/G</b>  <b>S-TRIL-S30/135/G</b>  <b>S-TRIL-S15/170/G</b>  <b>S-TRIL-S30/170/G</b>  <b>S-TRIL-S10/170/G</b></p> <p>Support for SolarTripod single          Rail clamps pre-assembled</p>	<ul style="list-style-type: none"> <li>- Base support</li> <li>- Upper support</li> <li>- Base support 1350 / 1700</li> <li>- Upper support 1500 / 1700</li> <li>- Back support 15°</li> <li>- Back support 30°</li> <li>- Back support 10°</li> <li>- Flat Bar 30x9 (Washer)</li> <li>- Hexagonal Bolt M8 x 25</li> <li>- Hexagonal Bolt M8 x 30</li> <li>- Hexagon nut M8</li> <li>- Washer 8</li> <li>- Plain washer 8</li> <li>- Grounding Rail Clamp for ECO-Rail</li> <li>- Z-Module</li> <li>- Hexagon socket head cap screw M8 x 30</li> </ul>
	<p><b>ER-R-ECO</b>  <b>ER-R-ECO/BA</b></p> <p>ECO-Rail</p>	<ul style="list-style-type: none"> <li>- With standard lengths 3600mm, 4400mm, 4600mm, 4700mm and 4800mm</li> </ul>
	<p><b>R-ECO/XXXX/AUMF</b></p> <p>Australian Made Cutter Rail</p>	<ul style="list-style-type: none"> <li>- With standard lengths 3600mm, 4400mm and 4600mm</li> </ul>
	<p><b>ER-R-ELT/XXXX</b>  <b>ER-R-ELT/XXXX/BA</b></p> <p>Elite Rail</p>	<ul style="list-style-type: none"> <li>- Typical Length for ER-R-ELT are 3600mm, 4400mm, 4600mm, 4700mm and 4800mm</li> <li>- Typical Length for ER-R-ELT/BA are 3600mm, 4400mm, 4600mm, 4700mm and 4800mm</li> </ul>
	<p><b>ER-SP-ECO</b>  <b>ER-SP-ECO/BA</b></p> <p>Splice for ECO-Rail</p>	<ul style="list-style-type: none"> <li>- Splice with a standard length of 200mm</li> <li>- Hexagon socket head cap screw M8 x 12</li> </ul>
	<p><b>ER-SP-ETL</b>  <b>ER-SP-ETL/BA</b></p> <p>Splice for ELT-rail</p>	<ul style="list-style-type: none"> <li>- Splice with a standard length of 200mm</li> <li>- Hexagon socket head cap screw M8 x 12</li> </ul>
	<p><b>ER-RC-T/G</b></p> <p>Rail Clamp for T-Rail with          grounding/earthing pins</p>	<ul style="list-style-type: none"> <li>- Rail Clamp with pins 50x30x11.8mm</li> <li>- Hex Socket Head Bolt M8x30mm</li> <li>- Spring Washer M8</li> <li>- Z-Module</li> </ul>

	<p><b>ER-EC-DU35/40</b> End Clamp, Dual 35 or 40mm</p>	<ul style="list-style-type: none"> <li>- End Clamp, Dual 35 or 40mm</li> <li>- Z Module (Anodised)</li> <li>- Washer 8</li> <li>- Hexagon socket head cap screw M8 x 35</li> </ul>
	<p><b>ER-IC-STXX</b> <b>ER-IC-STXXB</b> Inter Clamp, Standard</p>	<ul style="list-style-type: none"> <li>- Inter Module Clamp 28mm, 30mm, 35mm, 38mm, 40mm, 46mm, 50mm,</li> <li>- 28mm with Hex Socket Head Bolt A2-70 M8 x 40mm</li> <li>- 30mm with Hex Socket Head Bolt A2-70 M8 x 40mm</li> <li>- 35mm with Hex Socket Head Bolt A2-70 M8 x 45mm</li> <li>- 38mm with Hex Socket Head Bolt A2-70 M8 x 50mm</li> <li>- 40mm with Hex Socket Head Bolt A2-70 M8 x 50mm</li> <li>- 46mm with Hex Socket Head Bolt A2-70 M8 x 55mm</li> <li>- 50mm with Hex Socket Head Bolt A2-70 M8 x 55mm</li> <li>- Z-Module</li> <li>- Washer 8</li> </ul>
	<p><b>ER-IC-ST30/G</b> <b>ER-IC-ST30B/G</b> <b>ER-IC-ST35/G</b> <b>ER-IC-ST35B/G</b> Inter Clamp, Standard</p>	<ul style="list-style-type: none"> <li>- Inter Module Clamp 30mm and 35mm</li> <li>- Z Module (Anodised, grounding)</li> <li>- Hexagon socket head cap screw M8*40</li> <li>- Hexagon socket head cap screw M8*45</li> <li>- Washer 8</li> </ul>
	<p><b>ER-EC-STXX</b> <b>ER-EC-STXXB</b> End Clamp, Standard</p>	<ul style="list-style-type: none"> <li>- End Module Clamp 28mm, 30mm, 32mm, 35mm, 38mm, 40mm, 42mm, 46mm, 50mm</li> <li>- Z-Module</li> <li>- Hex Socket Head Bolt A2-70 M8 x 28</li> <li>- Washer 8</li> </ul>
	<p><b>ER-EC-STXX/S</b> End Clamp, Standard</p>	<ul style="list-style-type: none"> <li>- End Module Clamp 28mm, 30mm, 32mm, 35mm, 38mm, 40mm, 42mm, 46mm, 50mm</li> <li>- Z-Module</li> <li>- Hex Socket Head Bolt A2-70 M8 x 28</li> <li>- Spring Washer</li> </ul>
	<p><b>ER-IC-ST35/S</b> <b>ER-IC-ST40/S</b> Inter Clamp, Security Series</p>	<ul style="list-style-type: none"> <li>- Inter Module Clamp 30mm and 35mm</li> <li>- Anti-theft screw M8*45</li> <li>- Anti-theft screw M8*50</li> <li>- Z Module (Anodised)</li> <li>- Spring Washer</li> </ul>
	<p><b>C-U/30/46</b> <b>C-U/30/46/BA</b> Akashi Clamp for Frame Height 30-46mm</p>	<ul style="list-style-type: none"> <li>- Akashi Clamp</li> <li>- Module for Akashi Clamp</li> <li>- Hexagon Socket Button Head Screw M8 x 55</li> <li>- Washer 8</li> <li>- Spring for Akashi Clamp</li> </ul>
	<p><b>C-U/30/46-G</b> <b>C-U/30/46-G/BA</b> Akashi Clamp for Frame Height 30-46mm with Grounding Clip</p>	<ul style="list-style-type: none"> <li>- Akashi Clamp</li> <li>- Module for Akashi Clamp</li> <li>- Grounding Clip for Akashi Clamp</li> <li>- Hexagon socket button head screw M8 x 55</li> <li>- Washer 8</li> <li>- ezClip Spring</li> </ul>

# ComT 2.0

## Tilt mounting system for PV installation on tin and concrete roofs

The Clenergy PVezRack® ComT 2.0 is an universal and fast mounting system for PV installation on all residential or commercial tin and concrete roofs. With its flexible and scalable design it enables perfect utilization of roof surface available. With tilt angles of 5°, 10° or 15°, the PV panels can generate a maximum output.

## Main Benefits

### Easy and Quick Installation

Highly pre-assembled legs enable easy and fast installation. With only one Z-Module, the legs can easily click into the slot of Rails at any given points. The storage space is greatly reduced due to the innovative 15° Rear Leg Extension, thereby saving the cost of warehouse management. A drive bit is also included in the packaging.

### Optimize Energy Output

The Legs can mount PV panels that width up to 1200 mm. And with 5°, 10° and 15° tilt angles options, PVezRack® ComT 2.0 can offer optimized energy output.

### Two Optional Solutions

The solution using MT-Rail in conjunction with T-Rails and Legs is specially developed for tin roofs with a large purlin span over 3 m. And the other one using our popular L-feet, ECO-Rails and new Legs offers flexible height adjustable range.

### Universal

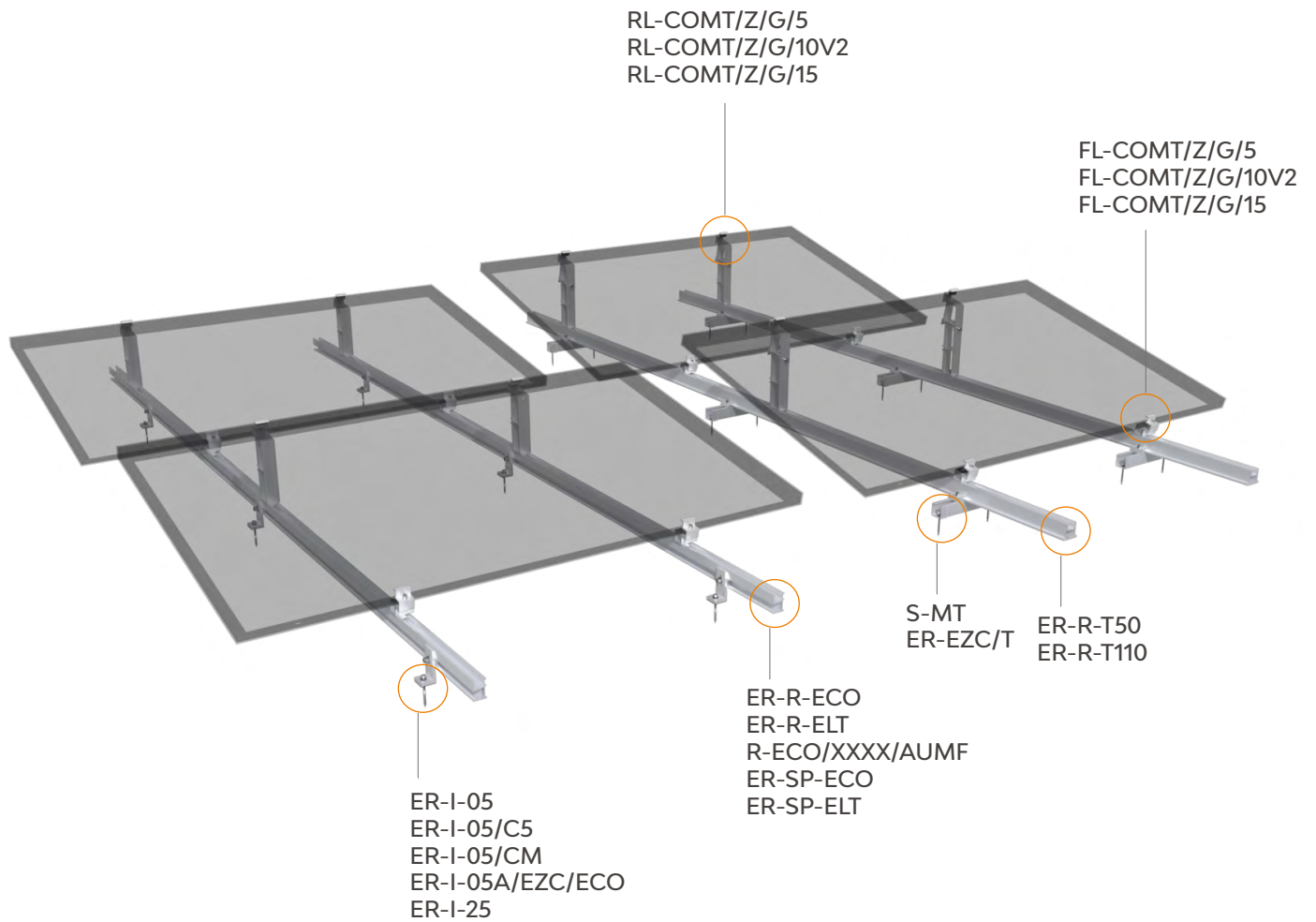
The adjustable clamps can mount framed PV panels that height from 30 to 46 mm. And with Clenergy various frameless clamps, PVezRack® ComT 2.0 can mount every size of frameless or thin film panels.

**25 Year  
Warranty**

**Commercial**

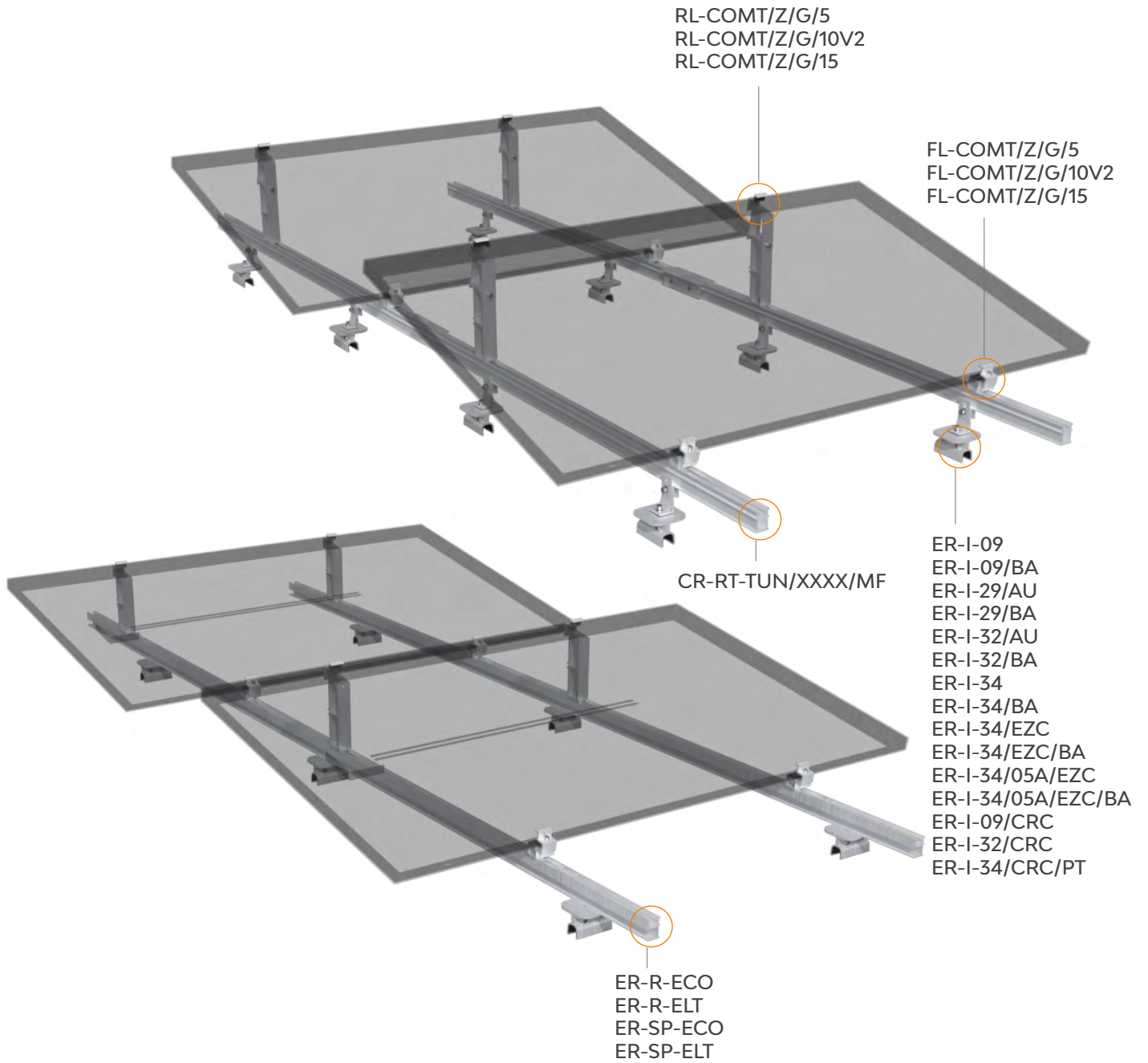
**Residential**

Penetrative



**Available accessories** ■ Grounding/earthing ■ Cable clips ■ cable cap ■ cable tray

Non-Penetrative










**Available accessories** ■ Grounding/earthing ■ Cable clips ■ cable cap ■ cable tray

## Components

	<p><b>FL-COMT/Z/G/5</b> Front Leg Assembly, 5°, with Z-Module and Grounding Pins</p>	<ul style="list-style-type: none"> <li>- ComT, front leg, 5°, with Grounding Pins</li> <li>- ComT, End Clamp</li> <li>- Washer 8</li> <li>- Plain Washer 8</li> <li>- Hexagon socket head cap screw M8 x 25</li> <li>- Hexagon socket head cap screw M8 x 40</li> <li>- Spring 10.2 x 30</li> <li>- Z Module (Anodised)</li> </ul>
	<p><b>RL-COMT/Z/G/5</b> Rear Leg Assembly, 5°, with Z-Module and Grounding Pins</p>	<ul style="list-style-type: none"> <li>- ComT, Rear leg, 5°, with Grounding Pins</li> <li>- ComT, End Clamp</li> <li>- Washer 8</li> <li>- Plain Washer 8</li> <li>- Hexagon socket head cap screw M8 x 25</li> <li>- Hexagon socket head cap screw M8 x 40</li> <li>- O rubber rings Ø10 x 1.9</li> <li>- Z Module (Anodised)</li> <li>- S1/4 x 200mm x H6</li> </ul>
	<p><b>FL-COMT/Z/G/10V2</b> Front Leg Assembly, 10°, with Z-Module and Grounding Pins, version 2</p>	<ul style="list-style-type: none"> <li>- ComT, front leg, 10°, with Grounding Pins, version 2</li> <li>- ComT, End Clamp</li> <li>- Washer 8</li> <li>- Plain Washer 8</li> <li>- Hexagon socket head cap screw M8 x 25</li> <li>- Hexagon socket head cap screw M8 x 40</li> <li>- Spring 10.2 x 30</li> <li>- Z Module (Anodised)</li> </ul>
	<p><b>RL-COMT/Z/G/10V2</b> Rear Leg Assembly, 10°, with Z-Module and Grounding Pins, version 2</p>	<ul style="list-style-type: none"> <li>- ComT, rear leg, 10 degree, with Grounding Pins, version 2</li> <li>- ComT, End Clamp</li> <li>- Washer 8</li> <li>- Plain Washer 8</li> <li>- Hexagon socket head cap screw M8 x 25</li> <li>- Hexagon socket head cap screw M8 x 40</li> <li>- O rubber rings Ø10 x 1.9</li> <li>- Z Module (Anodised)</li> <li>- S1/4 x 250mm x H6</li> </ul>
	<p><b>FL-COMT/Z/G/15</b> Front Leg Assembly, 15°, with Z-Module and Grounding Pins</p>	<ul style="list-style-type: none"> <li>- ComT, front leg, 15°, with Grounding Pins</li> <li>- ComT, End Clamp</li> <li>- Washer 8</li> <li>- Plain Washer 8</li> <li>- Hexagon socket head cap screw M8 x 25</li> <li>- Hexagon socket head cap screw M8 x 40</li> <li>- Spring 10.2 x 30</li> <li>- Z Module (Anodised)</li> </ul>
	<p><b>RL-E-COMT/G/15</b> Rear Leg Extender, 15°, with Grounding Pins</p>	<ul style="list-style-type: none"> <li>- ComT, rear leg, 15 degree, with Grounding Pins</li> <li>- Washer 8</li> <li>- External Teeth Lock Washer 8</li> <li>- Hexagon socket head cap screw M8 x 16</li> <li>- S1/4 x 330mm x H6</li> </ul>

	<p><b>ER-SP-ECO</b> <b>ER-SP-ECO/BA</b> Splice for ECO-Rail</p>	<ul style="list-style-type: none"> <li>- Splice with a standard length of 200mm</li> <li>- Hexagon socket head cap screw M8 x 12</li> </ul>
	<p><b>ER-SP-ELT</b> <b>ER-SP-ELT/BA</b> Splice for Elite Rail</p>	<ul style="list-style-type: none"> <li>- Splice with a standard length of 200mm</li> <li>- Connection Clip</li> </ul>
	<p><b>ER-R-ECO</b> <b>ER-R-ECO/BA</b> ECO-Rail</p>	<ul style="list-style-type: none"> <li>- With standard lengths 3600mm, 4400mm, 4600mm, 4700mm and 4800mm</li> </ul>
	<p><b>R-ECO/XXXX/AUMF</b> Australian Made Cutter Rail</p>	<ul style="list-style-type: none"> <li>- With standard lengths 3600mm, 4400mm and 4600mm</li> </ul>
	<p><b>ER-R-ELT/XXXX</b> <b>ER-R-ELT/XXXX/BA</b> Elite Rail</p>	<ul style="list-style-type: none"> <li>- Typical Length for ER-R-ELT are 3600mm, 4400mm, 4600mm, 4700mm and 4800mm</li> <li>- Typical Length for ER-R-ELT/BA are 3600mm, 4400mm, 4600mm, 4700mm and 4800mm</li> </ul>
	<p><b>CR-RT-TUN/4600/MF</b> TUNNAL Rail Tray</p>	<ul style="list-style-type: none"> <li>- With standard lengths 4600mm</li> </ul>
	<p><b>ER-R-T110/XXXX</b> T-Rail 110</p>	<ul style="list-style-type: none"> <li>- With standard lengths 4200mm, 4400mm and 5200mm DIMENSIONS 65X110</li> </ul>
	<p><b>ER-R-T50/XXXX</b> T-Rail 50</p>	<ul style="list-style-type: none"> <li>- With standard lengths 2560mm, 3405mm, 4200mm and 4400mm</li> </ul>
	<p><b>S-MT/240</b> MT-Rail Support, 240mm</p>	<ul style="list-style-type: none"> <li>- MT-Rail 240mm</li> <li>- Rubber Pad 40 x 25 x 2</li> <li>- Buildex 14-11 x 70 Hex Head Zips screw</li> </ul>
	<p><b>ER-R-MT2560</b> MT-Rail, 2560mm</p>	<ul style="list-style-type: none"> <li>- MT-Rail 2560mm</li> </ul>
	<p><b>ER-RC-T/DM</b> Rail Clamp for T-Rail, with Diamond Module</p>	<ul style="list-style-type: none"> <li>- ezRack Rail Clamp for T-Rail</li> <li>- Diamond module M8 (for SolarMatrix)</li> <li>- Hexagon socket head cap screw M8 x 30</li> <li>- Washer 8</li> </ul>

	<p><b>ER-RC-T/G</b> Clamp for T-Rail with grounding/ earthing pins</p>	<ul style="list-style-type: none"> <li>- Rail Clamp with pins 50 x 30 x 11.8mm</li> <li>- Hex Socket Head Bolt M8 x 30</li> <li>- Spring Washer M8</li> <li>- Z-Module</li> </ul>
	<p><b>ER-I-05</b> Tin Interface</p>	<ul style="list-style-type: none"> <li>- Tin Roof Hook</li> <li>- Rubber Pad</li> <li>- Z-Module</li> <li>- Washer 8mm</li> <li>- Lock Washer 8mm A2</li> <li>- Hex Socket Head Bolt M8 x 28mm</li> <li>- Buildex 14-11 x 70 Hex Head Zips screw</li> </ul>
	<p><b>ER-I-05/CM</b> Tin Interface with Click Module Assembly</p>	<ul style="list-style-type: none"> <li>- Tin Roof Hook</li> <li>- Rubber Pad 38 x 38 x 2</li> <li>- Main Click Module</li> <li>- Side Click Module</li> <li>- Washer 8</li> <li>- Lock Washer M8 x 18</li> <li>- Hexagon socket head cap screw M8 x 28</li> <li>- Buildex 14-11 x 70 Hex Head Zips screw</li> <li>- Spring for Click Module</li> </ul>
	<p><b>ER-I-05A/EZC/ECO</b> Tin Interface A with ezClick connection for rails</p>	<ul style="list-style-type: none"> <li>- Tin Roof Hook A</li> <li>- Rubber Pad 38 x 38 x 2</li> <li>- Clamp 1 for rail</li> <li>- Clamp 2 for rail</li> <li>- ezClip Spring</li> <li>- Lock washer M8 x 18</li> <li>- Hexagon socket head cap screw M8 x 28</li> <li>- Buildex 14-11 x 70 Hex Head Zips screw</li> </ul>
	<p><b>ER-I-25</b> Tin Interface with Curved Base for Corrugated Roof (Z Module + Bolt + Universal Screw)</p>	<ul style="list-style-type: none"> <li>- L-shaped Corrugated Tin Feet Base</li> <li>- Rubber Pad 55 x 40 x 2</li> <li>- Z Module (Anodised)</li> <li>- Washer 8</li> <li>- Lock washer M8 x 18</li> <li>- Hexagon socket head cap screw M8 x 28</li> <li>- Buildex 14-11 x 70 Hex Head Zips screw</li> </ul>
	<p><b>ER-EZC/T</b> Tin Interface with Curved Base for Corrugated Roof (Z Module + Bolt + Universal Screw)</p>	<ul style="list-style-type: none"> <li>- L-shaped Corrugated Tin Feet Base</li> <li>- Rubber Pad 55 x 40 x 2</li> <li>- Z Module (Anodised)</li> <li>- Washer 8</li> <li>- Lock washer M8 x 18</li> <li>- Hexagon socket head cap screw M8 x 28</li> <li>- Buildex 14-11 x 70 Hex Head Zips screw</li> </ul>
	<p><b>ER-I-09</b> <b>ER-I-09/BA</b> Klip Lok Interface 400-700HS</p>	<ul style="list-style-type: none"> <li>- Main Hook</li> <li>- Side Hook</li> <li>- Hex Socket Head Bolt M8x25mm</li> <li>- Lock Washer M8</li> <li>- Washer 8</li> <li>- Rubber pad 65 x 100 x 2</li> </ul>



**ER-I-29/AU**  
**ER-I-29/BA**

Klip-lok Interface for longline 305

- Main Hook for Klip-lok Interface for longline 305
- Side Hook for Klip-lok Interface for longline 305
- Rubber Pad for Klip-lok Interface for longline 305, L100 x 83
- Hexagon socket head cap screw M8 x 30
- Washer 8
- Plain washer 8
- Hexagon socket head cap screw M8 x 25
- Lock washer M8



**ER-I-32/AU**  
**ER-I-32/BA**

Klip-lok Interface 406 with U-opening

- Main Hook for Klip-lok Interface 406 with U-opening
- Side Hook for Klip-lok Interface 406 with U-opening
- Rubber Pad 55 x 100 x 2
- Washer 8
- Hexagon socket head cap screw M8 x 25
- Plain washer 8



**ER-I-34**  
**ER-I-34/BA**

Brooklyn Klip-lok Interface

- Main Hook of Brooklyn Klip-lok Interface
- Side Hook of Brooklyn Klip-lok Interface
- Hexagon socket head cap screw M8 x 80
- Hexagon socket head cap screw M8 x 25
- Washer 8
- Plain washer 8
- Hexagon nut M8
- O rubber rings  $\varnothing 10 \times 1.9$



**ER-I-34/CRC**  
**ER-I-34/CRC/BA**

Brooklyn Klip-lok Interface pre-assembly with Cross Connector Clamp

- Main Hook of Brooklyn Klip-lok Interface
- Side Hook of Brooklyn Klip-lok Interface
- Hexagon socket head cap screw M8 x 80
- Hexagon socket head cap screw M8 x 25
- Washer 8
- Plain washer 8
- Hexagon nut M8
- Cross Connector Clamp of ECO-Rail and ELITE Rail
- O rubber rings  $\varnothing 10 \times 1.9$



**ER-I-34/05A/EZC**  
**ER-I-34/05A/EZC/BA**

Brooklyn Klip-lok Interface pre-assembly with Tin Interface A with ezClick module

- Main Hook of Brooklyn Klip-lok Interface
- Side Hook of Brooklyn Klip-lok Interface
- Hexagon socket head cap screw M8 x 80
- Hexagon socket head cap screw M8 x 25
- Washer 8
- Plain washer 8
- Hexagon nut M8
- O rubber rings  $\varnothing 10 \times 1.9$
- Tin Roof Hook A
- Clamp 1 for rail
- Clamp 2 for rail
- ezClip Spring
- Lock washer M8 x 18
- Hexagon socket head cap screw M8 x 28

# SolarTerrace II-A

## Pre-assembled, durable and earthed ground mount frame with ramming

PVezRack® SolarTerrace II-A is a pre-assembled ground mount system with full earthing function suitable for commercial and utility scale installations. This quality frame is trimmed at every angle for fast deployment reducing labour costs. It was designed with a unique post profile which allows reduced embedment and therefore saves on material and labour. These features, combined with its high grade of pre-assembly make SolarTerrace II-A one of the best ground mount system you can find.

## Main Benefits

### Reduced Labour Costs

Through our unique, patented component design and pre-assembled supports with pre-installed positioning clamps\*\* labour time and costs are greatly reduced.

### Reduced Component Costs

Our unique C-Post was designed specifically for ramming. This results in an increased friction against up-lift and it therefore requires less embedment as conventional standard posts or I-beams, which reduces not only labour time for ramming but also material costs.

### Wide Range of Adjustments

As ramming can never be done exact on millimetre, the post head is designed with sufficient horizontal rotation and vertical adjustments. This combined with a generous design tolerance levels makes it easy to get the panels perfectly aligned even if the ramming isn't 100%.

### Full Earthing Function

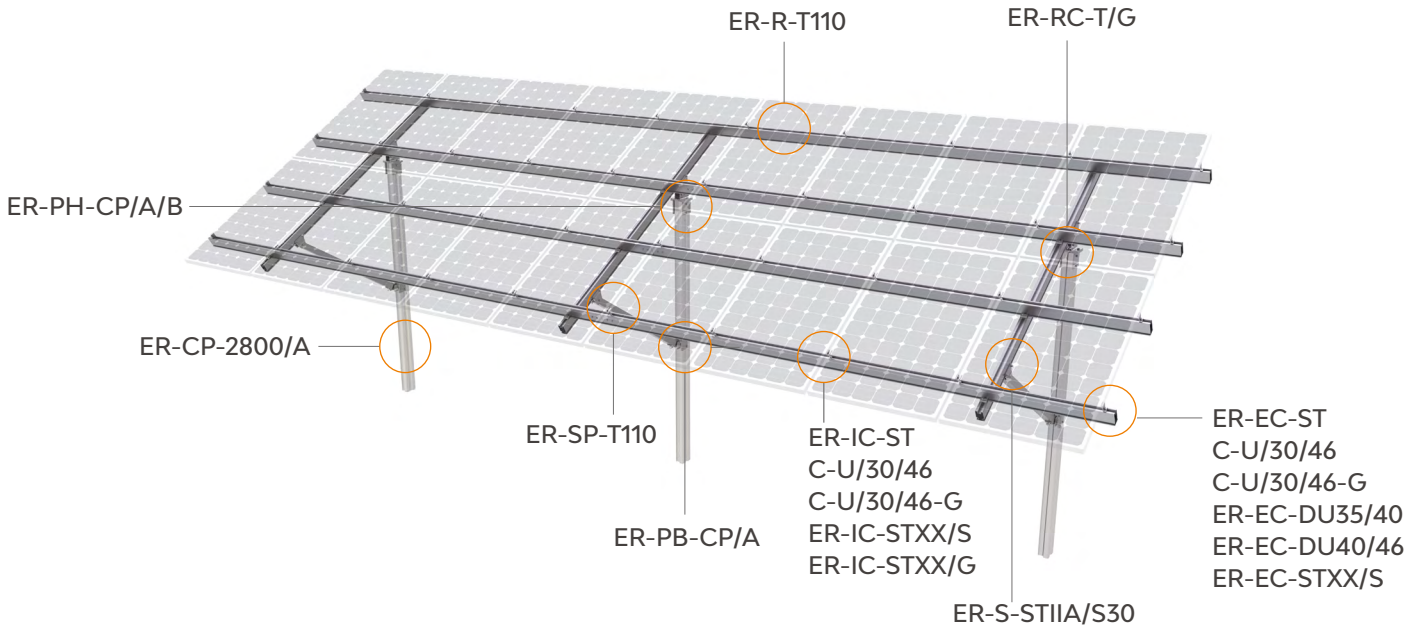
With pre-fitted pressure bolts and star washers in post head, post brace and pre-assembled support, it can create earthing continuity from T rail to post. In this way, SolarTerrace II-A system is a full earthing system.

25 Year  
Warranty

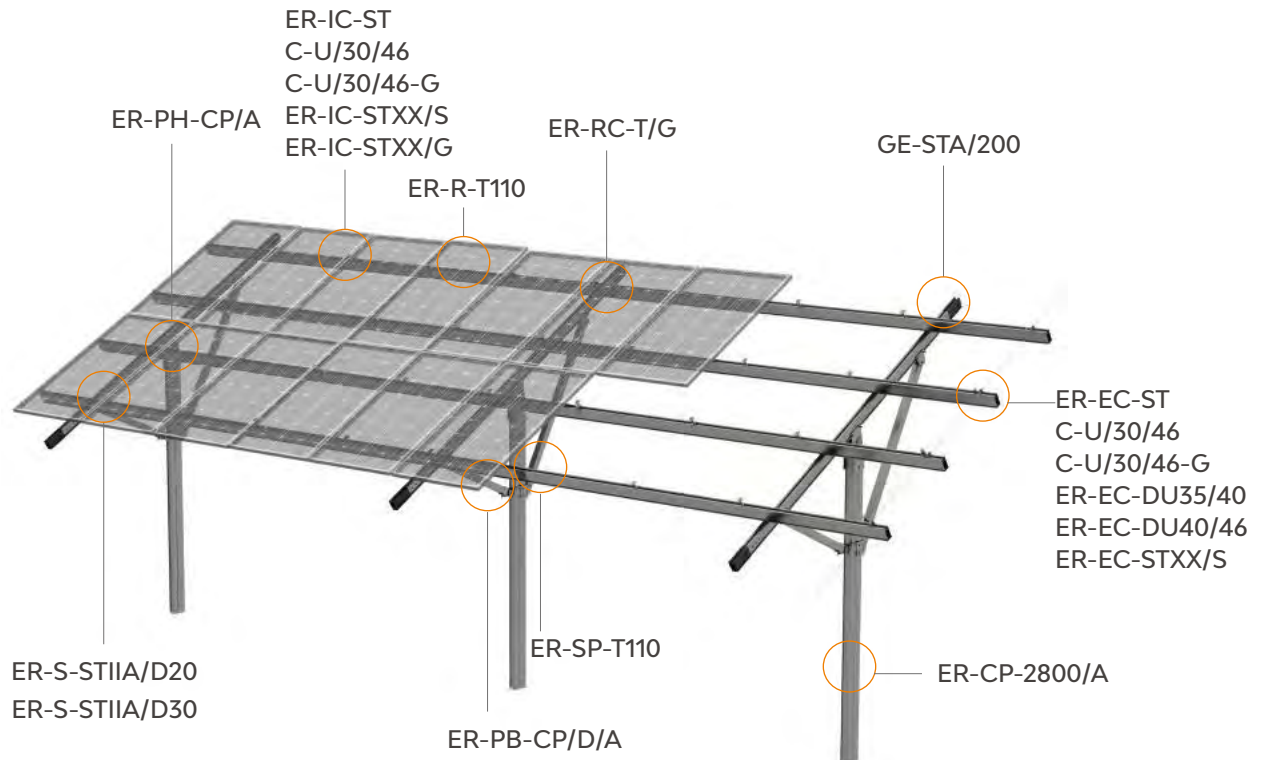
Residential

Commercial

### SolarTerrace II-A, Single Support



### SolarTerrace II-A, Double Support



**Available accessories**

- Grounding/earthing
- Cable clips
- Cable trays
- Inverter/joint box bracket
- Rail and Girder cap

## Components



**ER-CP-2800/A**  
C-Post 2800mm

- Foundation C-Post L2800 x 140 x 95 mm



**ER-PB-CP/A**  
Post Brace for C-Post with Grounding

- Hinge Leaf
- Post Joint
- Rivet 2
- Hex Socket Head Bolt M12 x 40mm
- Hex Socket Head Bolt M12 x 100mm
- Spring Washer 12mm
- Flat Washer 12
- Hexagonal Nut M12
- External Teeth Lock Washer 12
- Set screw M8 x 12



**ER-PB-CP/D/A**  
Post Brace for C-Post on Double Support with Grounding

- Post Joint with Grounding Hole
- Hinge Leaf
- Rivet2
- Hexagonal Bolt M12 x 55
- Hexagonal bolt M12 x 100
- Hexagon nut M12
- Washer 12
- Plain washer 12
- External Teeth Lock Washer 12
- Set screw M8 x 12



**ER-PH-CP/A/B**  
Post Head for C-post with Grounding and Bushing

- Clasp AL/6005-T5
- V-Spring
- T-Head 142 x 166 x 126mm
- T-Head Base 142 x 166 x 138.3mm
- Hex Socket Head Bolt M12 x 35
- Hex Socket Head Bolt M12 x 130
- Flat Washer 12mm
- Spring Washer 12mm
- Hexagonal Nut
- Rivet1
- External Teeth Lock Washer 12
- Set screw M8 x 12
- Bushing  $\Phi 18.5 \times 78$
- Knurling disc spring 12\*27



**ER-S-STIIA/S30; 2800mm girder**

- Tri Groove Beam 2800mm
- H-Joint
- Hex Socket Head Bolt M12 x 100
- Hex Socket Head Bolt M12 x 110
- Spring Washer 12mm
- Spring Washer 8mm
- Joint Shoe with grounding hole L60 x 73 x 114mm
- T Slide Clamp
- Tube Support/S
- Plain Washer 8mm
- Plain Washer 12mm
- Hexagonal Nut M12
- Hexagonal Nut M8
- Corrugated H-Joint
- Corrugated Shim
- Hexagon socket head cap screw M8 x 25
- Hexagon socket head cap screw M8 x 40
- External Teeth Lock Washer 8
- External Teeth Lock Washer 12
- Set screw M8 x 12

	<p><b>ER-S-STIIA/D20; 3200mm girder</b>  <b>ER-S-STIIA/D30; 3200mm girder</b></p>	<ul style="list-style-type: none"> <li>- Tri Groove Beam 3200mm</li> <li>- H-Joint</li> <li>- Hex Socket Head Bolt M12 x 100</li> <li>- Hex Socket Head Bolt M12 x 110</li> <li>- Spring Washer 12mm</li> <li>- Spring Washer 8mm</li> <li>- Joint Shoe with grounding hole L60 x 73 x 114mm</li> <li>- T Slide Clamp</li> <li>- Tube Support/D</li> <li>- Plain Washer 8mm</li> <li>- Plain Washer 12mm</li> <li>- Hexagonal Nut M12</li> <li>- Hexagonal Nut M8</li> <li>- Corrugated H-Joint</li> <li>- Corrugated Shim</li> <li>- Hexagon socket head cap screw M8 x 25</li> <li>- Hexagon socket head cap screw M8 x 40</li> <li>- External Teeth Lock Washer 8</li> <li>- External Teeth Lock Washer 12</li> <li>- Set screw M8 x 12</li> </ul>
	<p><b>GE-STA/200</b>          Girder Extension for SolarTerrace-A (II and III) 200mm</p>	<ul style="list-style-type: none"> <li>- Splice for Tri-Groove Square Girder</li> <li>- Flange Facing Self-Tapping Screw (washer) ST6.3 x 22</li> <li>- Alum profile of tri-groove Beam 200</li> </ul>
	<p><b>ER-RC-T/G</b>          Rail Clamp for T-Rail with grounding/earthing pins</p>	<ul style="list-style-type: none"> <li>- Rail Clamp with pins 50 x 30 x 11.8mm</li> <li>- Hex Socket Head Bolt M8 x 30</li> <li>- Spring Washer M8</li> <li>- Z-Module</li> </ul>
	<p><b>BR-R110/EW/G</b>          PV-ezRack East/West Adjustable Bracket for T-Rail 110 with grounding</p>	<ul style="list-style-type: none"> <li>- East/West adjustable bracket with Grounding Hole-top</li> <li>- Bushing Ø18.5 x 9</li> <li>- East/West adjustable bracket-bottom</li> <li>- Hexagon socket head cap screw M8 x 25</li> <li>- Washer 8</li> <li>- Z Module</li> <li>- Hexagonal Bolt M12 x 50</li> <li>- Washer 12</li> <li>- External Teeth Lock Washer 12</li> <li>- Hexagon nut M12</li> <li>- Corragated shim (t6) with Ø8.5 hole</li> <li>- Hexagon socket head cap screw M8 x 30</li> <li>- O rubber rings Ø10 x 1.9</li> <li>- Grounding Rail Clamp for T Rail</li> </ul>
	<p><b>ER-R-T110/XXXX</b>          T-Rail 110</p>	<ul style="list-style-type: none"> <li>- T-Rail 65 x 110mm</li> <li>- Standard Lengths 4200mm, 4400mm and 5200mm</li> </ul>
	<p><b>ER-SP-T110</b>          Splice for T-Rail 110</p>	<ul style="list-style-type: none"> <li>- Splice 45.7 x 105.6mm</li> <li>- Flange Facing Self-Tapping Screw (washer) ST6.3 x 22</li> </ul>

	<p><b>C-U/30/46</b> Akashi Clamp for Frame Height 30-46mm</p>	<ul style="list-style-type: none"> <li>- Akashi Clamp</li> <li>- Module for Akashi Clamp</li> <li>- Hexagon Socket Button Head Screw M8 x 55</li> <li>- Washer 8</li> <li>- Spring for Akashi Clamp</li> </ul>
	<p><b>C-U/30/46-G</b> Akashi Clamp for Frame Height 30-46mm with Grounding Clip</p>	<ul style="list-style-type: none"> <li>- Akashi Clamp</li> <li>- Module for Akashi Clamp</li> <li>- Grounding Clip for Akashi Clamp</li> <li>- Hexagon socket button head screw M8 x 55</li> <li>- Washer 8</li> <li>- ezClip Spring</li> </ul>
	<p><b>ER-EC-DU35/40</b> End Clamp, Dual 35 or 40mm</p>	<ul style="list-style-type: none"> <li>- End Clamp, Dual 35 or 40mm</li> <li>- Z Module (Anodised)</li> <li>- Washer 8</li> <li>- Hexagon socket head cap screw M8 x 35</li> </ul>
	<p><b>ER-EC-STXX</b> End Clamp, Standard</p>	<ul style="list-style-type: none"> <li>- End Module Clamp 25mm, 28mm, 30mm, 32mm, 35mm, 38mm, 40mm, 42mm, 46mm, 48mm, 50mm</li> <li>- Z-Module</li> <li>- Hex Socket Head Bolt A2-70 M8 x 28</li> <li>- Washer 8</li> </ul>
	<p><b>ER-IC-STXX</b> Inter Clamp, Standard</p>	<ul style="list-style-type: none"> <li>- Inter Module Clamp 28mm, 30mm, 35mm, 38mm, 40mm, 46mm, 50mm,</li> <li>- 28mm with Hex Socket Head Bolt A2-70 M8 x 40mm</li> <li>- 30mm with Hex Socket Head Bolt A2-70 M8 x 40mm</li> <li>- 35mm with Hex Socket Head Bolt A2-70 M8 x 45mm</li> <li>- 38mm with Hex Socket Head Bolt A2-70 M8 x 50mm</li> <li>- 40mm with Hex Socket Head Bolt A2-70 M8 x 50mm</li> <li>- 46mm with Hex Socket Head Bolt A2-70 M8 x 55mm</li> <li>- Z-Module</li> <li>- Washer 8</li> </ul>
	<p><b>ER-IC-STXX/G</b> Inter Clamp, Standard with Grounding Pins</p>	<ul style="list-style-type: none"> <li>- Inter Module Clamp 30mm and 35mm</li> <li>- Z Module (Anodised, grounding)</li> <li>- Hexagon socket head cap screw M8*40</li> <li>- Hexagon socket head cap screw M8*45</li> <li>- Washer 8</li> </ul>
	<p><b>ER-EC-ST35/S</b> <b>ER-EC-ST40/S</b> End Clamp, Security Series</p>	<ul style="list-style-type: none"> <li>- End Module Clamp 35mm, 40mm</li> <li>- Anti-theft screw M8*28</li> <li>- Z Module (Anodised)</li> <li>- Spring Washer</li> </ul>
	<p><b>ER-IC-ST35/S</b> <b>ER-IC-ST40/S</b> Inter Clamp, Security Series</p>	<ul style="list-style-type: none"> <li>- Inter Module Clamp 35mm and 40mm</li> <li>- Anti-theft screw M8*45</li> <li>- Anti-theft screw M8*50</li> <li>- Z Module (Anodised)</li> <li>- Spring Washer</li> <li>- The tool of anti-theft screw M8</li> </ul>

# SolarTerrace III-A

**Universal and earthed ground mount frame for corrosive environments and for tough soil conditions**

Manufactured from high quality structural grade and anodised aluminium, PVezRack® SolarTerrace III-A is the perfect mounting solution for corrosive environments. The support legs can be installed either with concrete ballast footing or on ground screws which makes it suitable for almost every soil condition. Its user friendly high level of prefabrication makes it easy to install and therefore practical for smaller commercial and even for residential installations.

## Main Benefits

### Durable Even in Harsh Environments

STIII-A contains only 6005 Aluminium alloy and 304 stainless steel (316 on request), which makes it suitable for even the toughest environments, such as corrosive sites close to coastlines.

### Support Leg Is Delivered in One Piece

The support legs of the STIII-A are completely pre-assembled, they only needed to be opened up and secured to the foundation. They even have the positioning rail clamps pre-installed\*\*, so you don't need to measure and mark the rail positions anymore. The combination of these features is saving valuable time in assembly and logistics, making it one of the fastest system on the market.

### Suitable for All Soil and Ground Type

The support legs can be installed either with a concrete ballast footing or with ground screws. This makes STIII-A suitable for the most challenging soil conditions where ramming is not possible.

### Full Earthing Function

With pre-fitted pressure bolts and star washers in the pre-assembled support, it can create earthing continuity from T-Rail to support. In this way, SolarTerrace III-A system is a full earthing system.

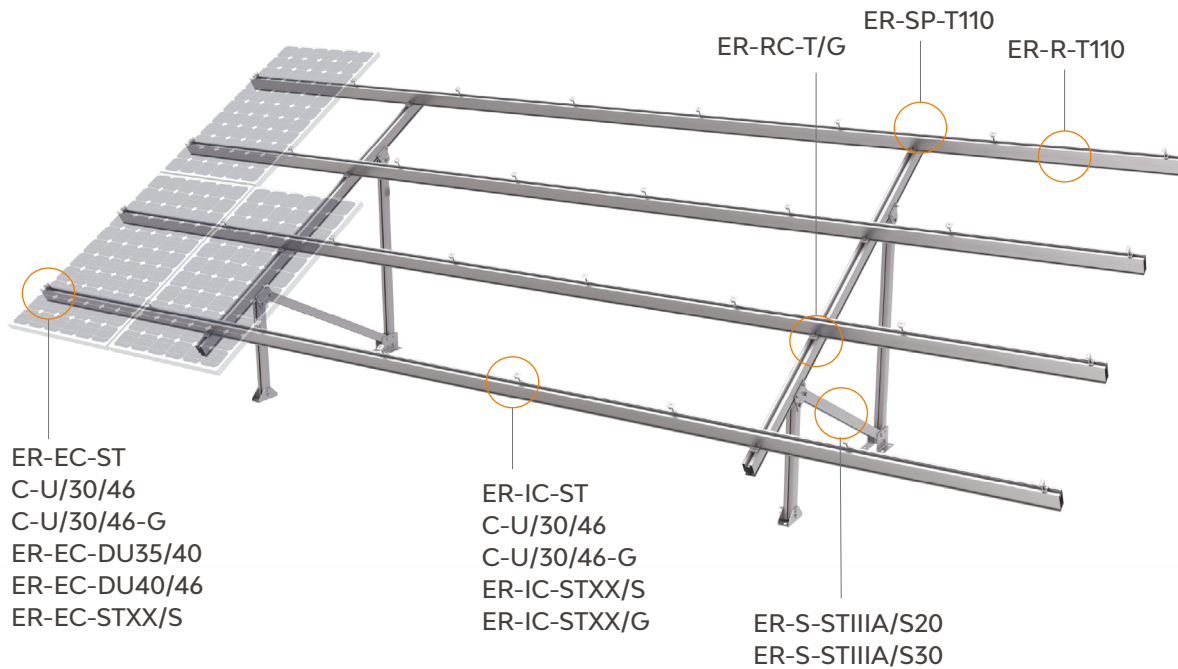
**25 Year  
Warranty**

**Commercial**

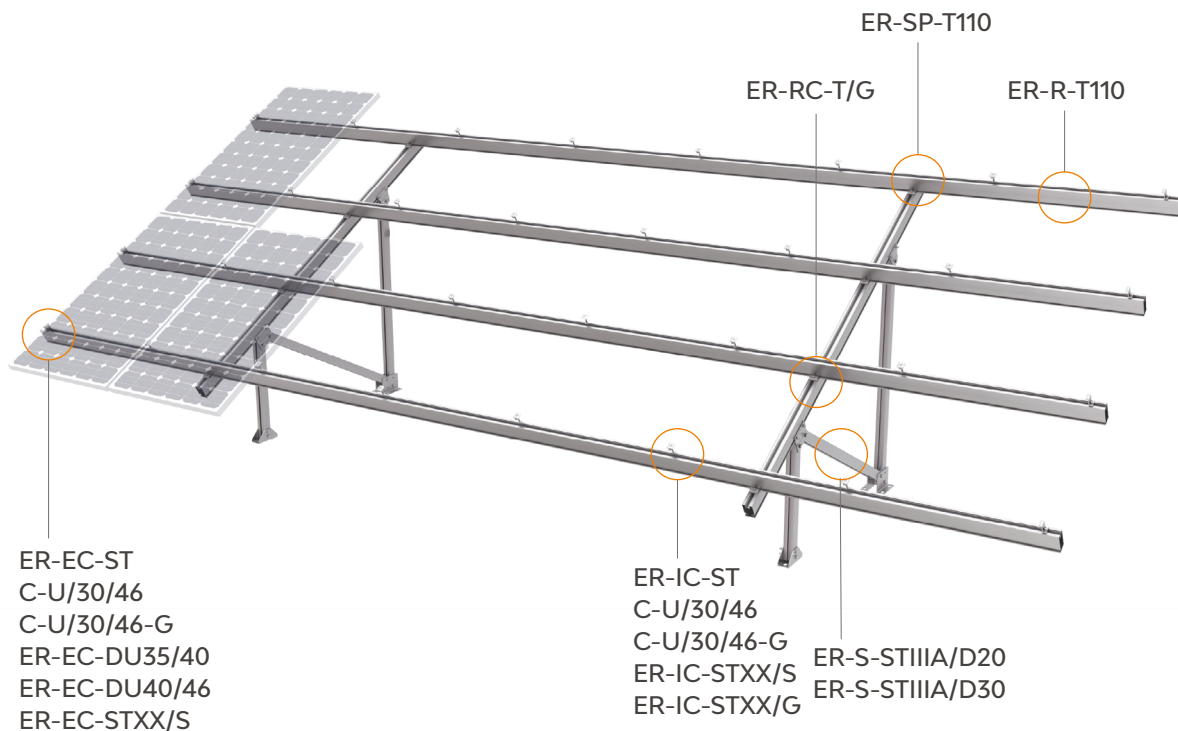
**Utility**

**Residential**

### SolarTerrace III-A, Single Support



### SolarTerrace III-A, Double Support



**Available accessories**

- Grounding/earthing
- Cable clips
- Cable trays
- Inverter/joint box bracket
- Rail and Girder cap

## Components



**ER-S-STIII-A/S20; 2800mm girder**  
**ER-S-STIII-A/S30; 2800mm girder**

SolarTerrace III-A Support  
(pre-assembled)

- STIII-A, Slotted Al-Tubes 60 x 60 x L with Grounding Hole
- H Joint L135.6 x 74.5 x 119
- 0° H Joint L140 x 74.5 x 119
- Corrugated U-anchor Plate with Grounding Hole L180 x 73.5 x 100
- Corrugated L-anchor Plate L180 x 55 x 100
- Alum Profile of tri-groove Beam 2800mm
- Hexagon socket head cap screw M8 x 25
- Plain washer 8
- Hexagon socket head cap screw M8 x 40
- Hexagon nut M8
- External Teeth Lock Washer 8
- Washer 8
- T slide clamp
- Hexagonal bolt M12 x 100
- Hexagonal bolt M12 x 110
- Set screw M8 x 12
- External Teeth Lock Washer 12
- Hexagon nut M12
- Washer 12
- Plain washer 12
- Corrugated shim



**ER-S-STIII-A/D20; 3200mm girder**  
**ER-S-STIII-A/D30; 3200mm girder**

SolarTerrace III-A Support  
(pre-assembled)

- STIII-A, Slotted Al-Tubes 60 x 60 x L with Grounding Hole
- H Joint L135.6 x 74.5 x 119
- 0° H Joint L140 x 74.5 x 119
- Corrugated U-anchor Plate with Grounding Hole L180 x 73.5 x 100
- Corrugated L-anchor Plate L180 x 55 x 100
- Alum profile of tri-groove Beam 3200mm
- Hexagon socket head cap screw M8 x 25
- Plain washer 8
- Hexagon socket head cap screw M8 x 40
- Hexagon nut M8
- External Teeth Lock Washer 8
- Washer 8
- T slide clamp
- Hexagonal bolt M12 x 100
- Hexagonal bolt M12 x 110
- Set screw M8 x 12
- External Teeth Lock Washer 12
- Hexagon nut M12
- Washer 12
- Plain washer 12
- Corrugated shim



**GE-STA/200**

Girder Extension for SolarTerrace-A  
(II and III) 200mm






- Splice for Tri-Groove Square Girder
- Flange Facing Self-Tapping Screw (washer) ST6.3 x 22
- Alum profile of tri-groove Beam 200




**ER-RC-T/G**

Rail Clamp for T-Rail with  
grounding/earthing pins

- Rail Clamp with pins 50 x 30 x 11.8mm
- Hex Socket Head Bolt M8 x 30
- Spring Washer M8
- Z-Module

	<p><b>BR-R110/EW/G</b> PV-ezRack East/West Adjustable Bracket for T-Rail 110 with grounding</p>	<ul style="list-style-type: none"> <li>- East/West adjustable bracket with Grounding Hole-top</li> <li>- Bushing Ø18.5 x 9</li> <li>- East/West adjustable bracket-bottom</li> <li>- Hexagon socket head cap screw M8 x 25</li> <li>- Washer 8</li> <li>- Z Module</li> <li>- Hexagonal Bolt M12 x 50</li> <li>- Washer 12</li> <li>- External Teeth Lock Washer 12</li> <li>- Hexagon nut M12</li> <li>- Corragated shim (t6) with Ø8.5 hole</li> <li>- Hexagon socket head cap screw M8 x 30</li> <li>- O rubber rings Ø10 x 1.9</li> <li>- Grounding Rail Clamp for T Rail</li> </ul>
	<p><b>ER-R-T110/XXXX</b> T-Rail 110mm</p>	<ul style="list-style-type: none"> <li>- T-Rail 65 x 110mm</li> <li>- Standard Lengths 4200mm, 4400mm and 5200mm</li> </ul>
	<p><b>ER-SP-T110</b> Splice for T-Rail 110</p>	<ul style="list-style-type: none"> <li>- Splice 45.7 x 105.6mm</li> <li>- Flange Face Self-Tapping Screw</li> <li>- Self tapping screw M6.3 x 22</li> </ul>
	<p><b>C-U/30/46</b> Akashi Clamp for Frame Height 30-46mm</p>	<ul style="list-style-type: none"> <li>- Akashi Clamp</li> <li>- Module for Akashi Clamp</li> <li>- Hexagon Socket Button Head Screw M8 x 55</li> <li>- Washer 8</li> <li>- Spring for Akashi Clamp</li> </ul>
	<p><b>C-U/30/46-G</b> Akashi Clamp for Frame Height 30-46mm with Grounding Clip</p>	<ul style="list-style-type: none"> <li>- Akashi Clamp</li> <li>- Module for Akashi Clamp</li> <li>- Grounding Clip for Akashi Clamp</li> <li>- Hexagon socket button head screw M8 x 55</li> <li>- Washer 8</li> <li>- ezClip Spring</li> </ul>
	<p><b>ER-EC-DU35/40</b> End Clamp, Dual 35 or 40mm</p>	<ul style="list-style-type: none"> <li>- End Clamp, Dual 35 or 40mm</li> <li>- Z Module (Anodised)</li> <li>- Washer 8</li> <li>- Hexagon socket head cap screw M8 x 35</li> </ul>
	<p><b>ER-EC-STXX</b> End Clamp, Standard</p>	<ul style="list-style-type: none"> <li>- End Module Clamp 25mm, 28mm, 30mm, 32mm, 35mm, 38mm, 40mm, 42mm, 46mm, 48mm, 50mm</li> <li>- Z-Module</li> <li>- Hex Socket Head Bolt A2-70 M8 x 28</li> <li>- Washer 8</li> </ul>



**ER-IC-STXX**

Inter Clamp, Standard

- Inter Module Clamp 28mm, 30mm, 35mm, 38mm, 40mm, 46mm, 50mm,
- 28mm with Hex Socket Head Bolt A2-70 M8 x 40mm
- 30mm with Hex Socket Head Bolt A2-70 M8 x 40mm
- 35mm with Hex Socket Head Bolt A2-70 M8 x 45mm
- 38mm with Hex Socket Head Bolt A2-70 M8 x 50mm
- 40mm with Hex Socket Head Bolt A2-70 M8 x 50mm
- 46mm with Hex Socket Head Bolt A2-70 M8 x 55mm
- Z-Module
- Washer 8



**ER-IC-STXX/G**

Inter Clamp, Standard with Grounding Pins


- Inter Module Clamp 30mm and 35mm
- Z Module (Anodised, grounding)
- Hexagon socket head cap screw M8\*40
- Hexagon socket head cap screw M8\*45
- Washer 8



**ER-EC-ST35/S**  
**ER-EC-ST40/S**

End Clamp, Security Series

- End Module Clamp 35mm, 40mm
- Anti-theft screw M8\*28
- Z Module (Anodised)
- Spring Washer



**ER-IC-ST35/S**  
**ER-IC-ST40/S**

Inter Clamp, Security Series

- Inter Module Clamp 35mm and 40mm
- Anti-theft screw M8\*45
- Anti-theft screw M8\*50
- Z Module (Anodised)
- Spring Washer
- The tool of anti-theft screw M8

# SolarTerrace Ikon

## Effortless and Installation-friendly Ground PV Mounting Solution

PVezRack® SolarTerrace Ikon is an optimal ground mounting solution designed for commercial and utility-scale PV installations. Its innovative and efficient design, including quick positioning for panels, swift clamps for structure, back-locked panels, and self-grounding systems, enables effortless and safe installation on all terrains. This solution not only facilitates shorter station construction periods, but also delivers higher ROI and lower LCOE.



## Main Benefits



### Effortless and Quick Installation

Thanks to innovative clamps with fewer fasteners, the system can be swiftly assembled in seconds, requiring only one tool per person.




### Rapid Positioning

The module positioning shim suspends the panel frame, enabling quick positioning and installation of PV modules.




### Safe Installation

PV modules are secured using clamp bolts from the backside, eliminating the need for climbing and ensuring safe installation and convenient maintenance.



### Excellent Terrain Adaptability

With the design of stepless adaptive connector between the crossbeam and post, the system can be installed along the slope.




### Self-Grounding Capability

Unique module clamps with a built-in grounding function, ensuring the grounding of PV modules without the need for additional parts.



### Comprehensive Certification

ST Ikon has obtained ISO9001 certification, TUV certification and CE certification, undergone wind tunnel testing, ensuring the system's stability and durability.




## Technical Details

<b>Module Orientation</b>	Portrait or Landscape (2P / 4L)
<b>Wind Load</b>	48 m/s (AS NZS 1170.2), customisable
<b>Snow Load</b>	Up to 0.85 KN/m <sup>2</sup> for standard, customisable
<b>Tilt Angle</b>	15-35°
<b>Foundation</b>	Ramming
<b>Material</b>	Post: HDG Crossbeam: ZAM (Zinc-Aluminum-Magnesium) Steel Purlin: ZAM (Zinc-Aluminum-Magnesium) Steel Fastener: SUS304 or HDG
<b>Terrain Adaptability</b>	N-S: Unlimited
<b>Post Span</b>	Perimeter Rows: Up to 4m for standard, customisable Interior Rows: Up to 6m for standard, customisable
<b>Table Length</b>	Standard Table Length: Up to 35m (3Px30 or 2Px30), customisable Maximum Table Length: Up to 100m (3Px90 or 2Px90), customisable
<b>Standard</b>	ASCE 7-16   EUROCODE 0-9   JISC 8955   AS NZS 1170.2   NTC 2018   GB 50009
<b>Certification</b>	CE, TÜV (Grounding Test Report), Wind Tunnel Test (Wacker)
<b>Warranty</b>	12 years

\*for other values, please consult with Clenergy

# SolarTerrace MAC

## Dual Pile Ground Mounting Solution with Zn-Al-Mg Coating Steel




PVezRack® SolarTerrace MAC is a highly versatile ground-mounting solution suitable for commercial and utility-scale PV installations. Thanks to the well-considered design, the system is very cost-effective and convenient for PV installations. Manufactured from MAC steel ( Zinc-Aluminium-Magnesium Coating ) with excellent corrosion resistance and an elegant surface, PVezRack® SolarTerrace MAC offers a reliable and durable solution.

### Main Benefits



#### Easy and Quick Installation

Thanks to the efficient and simple design with fewer brackets and fasteners, the system can be completed with simple tools in a shorter time.




#### Excellent Corrosion Resistance

Manufactured from MAC steel with excellent corrosive resistance nature and self-healing function, the system ensures a reliable protection defending against site corrosion condition.



#### Excellent Flexibility

As a dual-pile installation system, the PVezRack® SolarTerrace MAC allows for a stable solution with a larger span and bigger array. With the design of adjustable slots, the system can be installed flexibly, with multiple adjustment options available.



## Technical Details

<b>Module Orientation</b>	Max 3P or 6L*
<b>Wind Load</b>	Up to 80 m/s (AS NZS 1170.2)
<b>Snow Load</b>	Up to 3 kN/m <sup>2</sup>
<b>Tilt Angle</b>	0-60°
<b>Foundation</b>	Ramming   Concrete
<b>Material</b>	Main Structure: Zn-Al-Mg Coating Steel Post : HDG Steel Clamps: AL6005-T5 Fasteners: SUS304 or HDG Steel
<b>Land Slope</b>	Up to 30° in East-west direction, no limitation in South-north direction
<b>Span</b>	≤5000 mm*
<b>Standard</b>	ASCE 7-16   EUROCODE 0-9   JISC 8955   AS NZS 1170.2   NTC 2018   GB 50009
<b>Certification</b>	CE
<b>Warranty</b>	12 years

\*for other values, please consult with Clenergy

# PostMount 1-A, 2-A, 3-A and 4-A

## Robust pole mount system with adjustable angle for one, two, three and four panels

PVezRack® PostMount-A delivers flexible and durable designs to mount from one to four panels (up to 1800 x 1150 mm) per post. It's ideal for remote off-grid applications such as water pumps or small residential and commercial systems. The panel tilt is easily adjustable between 10° and 60° throughout the year and comes with hassle-free mounting thanks to patented components such as the PVezRack® rails and clamps. The combination of high quality aluminium, stainless steel and galvanised steel components make this a robust, reliable system with excellent corrosion resistance.

## Main Benefits

### Suitable for Every Soil Condition

With its concrete foundation, PostMount can be installed on even or uneven ground or on a slope, making it suitable for any soil type and a wide range of applications.

### Adjustable Tilt Angle

The steel cap (post head) is designed to tilt panels between 10° and 60° to ensure that you get the required power output you need – anywhere, anytime. Changing the angle merely requires a single pair of spanners.

### Robust and Reliable

Mounted on aluminium rails the panels are supported by robust galvanised steel landscape and master tubes secured with stainless steel bolts. The post can be fixed into a concrete foundation and also used as a ramming option.

### Quick and Easy Installation

Innovative and internationally patented, the Z-Module technology is used in almost all PVezRack® components. The Z-Module provides a quick, easy and safe installation method and can be inserted into the rail at any given point, secured with just three hand grips.

**25 Year  
Warranty**

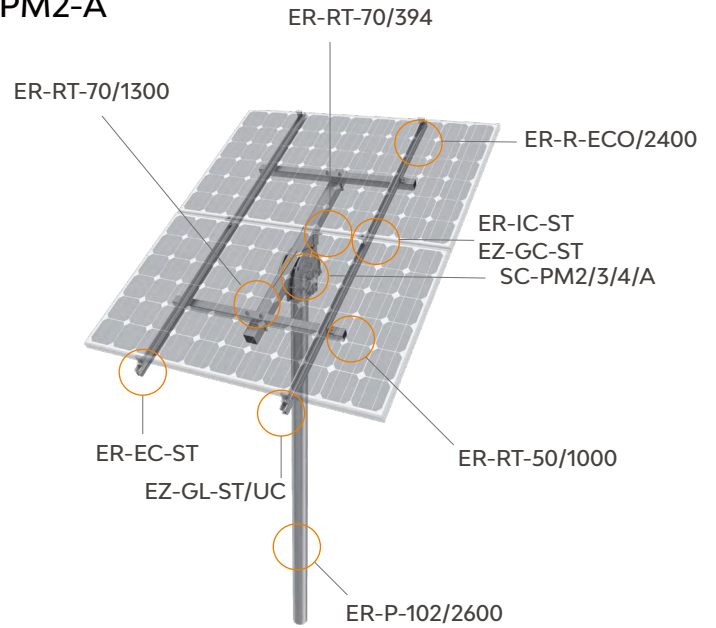
**Commercial**

**Residential**

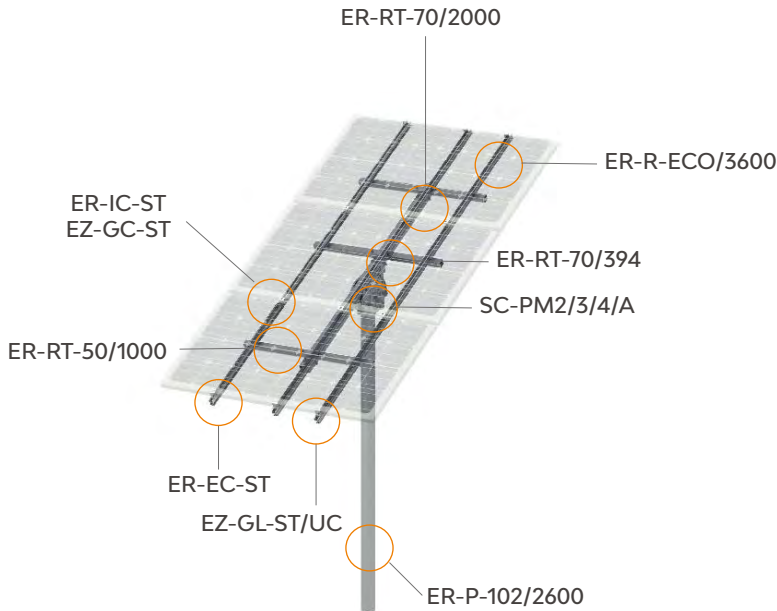
**PM1-A**



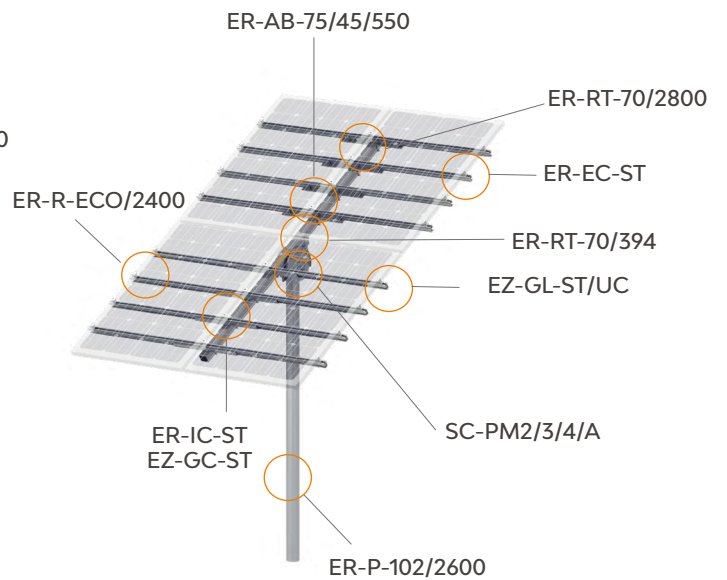
**PM2-A**



**PM3-A**



**PM4-A**



**Available accessories**

- Grounding/earthing
- Cable clips
- Rail cap

## Bill of Material

**PM BOM using ECO rail**

Part Number	Bar Code	Part Number (sub-component)	Bar Code (sub-component)	Item Description	Sub-Qty	Unit of Measure	Qty
<b>K-PM1A/ECO</b>	<b>33-100-010-086</b>			<b>PV-ezRack PostMount 1-A Kit (including 2 x 1250 mm ECO rail), v2</b>		<b>kit</b>	<b>1</b>
ER-EC-ST35	13-11033-003			PV-ezRack End Clamp - Standard 35 mm		unit	4
COP-PM1A	13-16041-005	COP-PM1A-02	13-16041-006	PV-ezRack PM1-A Components Pack With ECO Rail Clamp(version 02)	1	unit	1
		EZ-GL-ST/UC	13-14030-037	PV-ezRack Grounding Lug, with Clenergy Logo, with U-Shape Copper Channel	2	unit	
		EZ-GC-ST	13-14030-005	PV-ezRack Grounding Clip,with Clenergy Logo	4	pc	
ER-P-83/2400	13-15010-054			PV-ezRack Pole for PostMount 1-A, $\phi 83 \times 2400 \text{mm}$		unit	1
<b>K-PM2A/ECO</b>	<b>33-100-010-085</b>			<b>PV-ezRack, Postmount 2-A Mounting System, v2</b>		<b>kit</b>	<b>1</b>
ER-R-ECO/2400	13-10038-036			PV-ezRack ECO Rail, length 2400mm		pc	2
ER-EC-ST35	13-11033-003			PV-ezRack End Clamp - Standard 35 mm		unit	4
ER-IC-ST35	13-11050-011			PV-ezRack Inter Clamp - Standard 35 mm		unit	2
ER-RT/AP-PM2A	13-16011-076	ER-RT-50/1000	13-15011-102	PV-ezRack PostMount 3 - Rectangular Tube-Landscape	2	unit	1
		ER-AP-PM2/A	13-16011-053	PV-ezRack PM2-A, Accessory Package With ECO-Rail Clamp	1	unit	
		ER-RT-70/1300	13-15011-043	PV-ezRack PM2-A, Rectangular Tube-Master 70*70*1300mm	1	unit	
		EZ-GL-ST/UC	13-14030-037	PV-ezRack Grounding Lug, with Clenergy Logo, with U-Shape Copper Channel	2	unit	
		EZ-GC-ST	13-14030-005	PV-ezRack Grounding Clip,with Clenergy Logo	6	pc	
ER-SC/RT-PM2/3/A	13-16011-064	ER-RT-70/394	13-16011-025	PV-ezRack( PM3-A,PM4-A) ,Adjustable Tube 70*50*394mm	1	unit	1
		SC-PM2/3/4/A	13-16011-017	PV-ezRack (PM2-A,PM3-A,PM4-A),Steel Cap Assembly	1	unit	
ER-P-102/2600	13-15010-043			Pipe Diameter $\phi 102 \times 2600 \text{mm}$ (PM3,4-A Pole)		unit	1
<b>K-PM3A/ECO</b>	<b>33-100-010-081</b>			<b>PV-ezRack, Postmount 3-A Mounting System, v2</b>		<b>kit</b>	<b>1</b>
ER-R-ECO/3600	13-10038-018			PV-ezRack ECO Rail, length 3600mm		pc	3
ER-EC-ST35	13-11033-003			PV-ezRack End Clamp - Standard 35 mm		unit	6
ER-IC-ST35	13-11050-011			PV-ezRack Inter Clamp - Standard 35 mm		unit	6
ER-RT/AP-PM3A	13-16011-077	ER-RT-50/1000	13-15011-102	PV-ezRack PostMount 3 - Rectangular Tube-Landscape	3	unit	1
		ER-AP-PM3/A	13-16011-078	PV-ezRack PM3-A, Accessory Package With ECO-Rail Clamp	1	unit	
		ER-RT-70/2000	13-15011-042	PV-ezRack PM3-A, Rectangular Tube-Master 70*70*2000mm	1	unit	
		EZ-GL-ST/UC	13-14030-037	PV-ezRack Grounding Lug, with Clenergy Logo, with U-Shape Copper Channel	3	unit	
		EZ-GC-ST	13-14030-005	PV-ezRack Grounding Clip,with Clenergy Logo	8	pc	
ER-SC/RT-PM2/3/A	13-16011-064	ER-RT-70/394	13-16011-025	PV-ezRack( PM3-A,PM4-A) ,Adjustable Tube 70*50*394mm	1	unit	1
		SC-PM2/3/4/A	13-16011-017	PV-ezRack (PM2-A,PM3-A,PM4-A),Steel Cap Assembly	1	unit	
ER-P-102/2600	13-15010-043			Pipe Diameter $\phi 102 \times 2600 \text{mm}$ (PM3,4-A Pole)		unit	1
<b>K-PM4A/ECO</b>	<b>33-100-010-088</b>			<b>PV-ezRack, Postmount 4-A Mounting System, v2</b>		<b>kit</b>	<b>1</b>
ER-R-ECO/2400	13-10038-036			PV-ezRack ECO Rail, length 2400mm		pc	8
ER-EC-ST35	13-11033-003			PV-ezRack End Clamp - Standard 35 mm		unit	16
ER-IC-ST35	13-11050-011			PV-ezRack Inter Clamp - Standard 35 mm		unit	8
ER-AB/RT-PM4A	13-16011-079	ER-RT-70/2800	13-15011-008	PV-ezRack PostMount 4 - Rectangular Tube-Master	1	unit	1
		ER-AB-75/45/550	13-16011-055	PV-ezRack PM4-A,Angle Bracket 75*45*550 With ECO-Rail Clamp	8	unit	
		EZ-GL-ST/UC	13-14030-037	PV-ezRack Grounding Lug, with Clenergy Logo, with U-Shape Copper Channel	8	unit	
		EZ-GC-ST	13-14030-005	PV-ezRack Grounding Clip,with Clenergy Logo	12	pc	
ER-SC/RT-PM2/3/A	13-16011-064	ER-RT-70/394	13-16011-025	PV-ezRack( PM3-A,PM4-A) ,Adjustable Tube 70*50*394mm	1	unit	1
		SC-PM2/3/4/A	13-16011-017	PV-ezRack (PM2-A,PM3-A,PM4-A),Steel Cap Assembly	1	unit	
ER-P-102/2600	13-15010-043			Pipe Diameter $\phi 102 \times 2600 \text{mm}$ (PM3,4-A Pole)		unit	1

## Components

	<p><b>ER-P-102/2600</b> <b>ER-P-83/2400</b></p> <p>Pipe Diameter</p>	<ul style="list-style-type: none"> <li>- Pipe Diameter Ø102 x 2600 (PM2, 3, 4-A Pole)</li> <li>- Pipe Diameter Ø83 x 2400 (PM1-A Pole)</li> </ul>
	<p><b>COP-PM1A-02</b></p> <p>PM1-A, Accessory Package</p>	<ul style="list-style-type: none"> <li>- Aluminum Profile Of ECO-rail 1250, L1250mm</li> <li>- Angle Steel 63 x 40 x 1010 x T4mm</li> <li>- Angle Steel 40 x 40 x 682 x T4mm, Right Supporting Rod</li> <li>- Angle Steel 40 x 40 x 682 x T4mm, Left Supporting Rod</li> <li>- Sleeve Ø20x83 x T3mm</li> <li>- Cross Connection Clamp of ECO-rail, L40mm</li> <li>- Cup Head Square Neck Bolts M8 x 25</li> <li>- Hexagon Nut With Flange M8</li> <li>- Hexagonal Bolt S M12 x 120</li> <li>- Plain Washer 12</li> <li>- Spring Washer 12</li> <li>- Hexagon Nut M12</li> </ul>
  	<p><b>ER-AP-PM2/A</b></p> <p>PM2-A, Accessory Package</p> <p><b>ER-AP-PM3/A</b></p> <p>PM3-A, Accessory Package</p>	<ul style="list-style-type: none"> <li>- Cross Connector Clamp of ECO-Rail</li> <li>- Hexagon Socket Head Cap Screw M8*70</li> <li>- Plain Washer 8</li> <li>- Spring Washer 8</li> <li>- Hex Nut M8</li> <li>- U bolt for Tube150</li> <li>- Plain Washer 10</li> <li>- Spring Washer 10</li> <li>- Hex Nut M10</li> </ul>
	<p><b>SC-PM2/3/4A</b></p> <p>Steel Cap Assembly</p>	<ul style="list-style-type: none"> <li>- Steel Cap of PM2-A, PM3-A, PM4-A</li> <li>- Square washer for PM3-A, PM4-A</li> <li>- Hexagonal bolt M14 x 150</li> <li>- Hexagonal bolt M14 x 110</li> <li>- Plain washer 14</li> <li>- Spring Washer 14</li> <li>- Hexagon nut M14</li> <li>- U washer T1.0 (for PM-A system)</li> <li>- U washer T2.0 (for PM-A system)</li> </ul>
	<p><b>ER-RT-70/394</b></p> <p>Adjustable Tube 70 x 50 x 394</p>	<ul style="list-style-type: none"> <li>- Adjustable Tube70 x 50 x 394</li> <li>- Hexagonal bolt M14 x 120</li> <li>- Hexagon nut M14</li> <li>- Plain washer 14</li> <li>- Spring Washer 14</li> </ul>

	<p><b>ER-RT-70/1300</b>  <b>ER-RT-70/2000</b>  <b>ER-RT-70/2800</b>                  Rectangular Tube 70 x 70 x L</p>	<ul style="list-style-type: none"> <li>- Rectangular Tube 70 x 70 x L</li> </ul>
	<p><b>ER-RT-50/1000</b>                  Rectangular Tube</p>	<ul style="list-style-type: none"> <li>- Rectangular Tube-Landscape 50 x 50 x 1000</li> </ul>
	<p><b>AB-75/45/550-LP</b>                  Angle Bracket 75*45*550 With 100*100 Tube</p>	<ul style="list-style-type: none"> <li>- Postmount 4-A Angle Bracket 75 x 45 x 550</li> <li>- U bolt M10*140 (with 100*100 tube)</li> <li>- Plain washer 10</li> <li>- Spring Washer 10</li> <li>- Hexagon nut M10</li> <li>- Hexagon socket head cap screw M8 x 28</li> <li>- Plain washer 8</li> <li>- Spring Washer 8</li> <li>- Hexagon nut M8</li> <li>- Cross Connector Clamp of ECO-Rail</li> </ul>
	<p><b>ER-R-ECO/XXXX</b>                  ECO-Rail</p>	<ul style="list-style-type: none"> <li>- Aluminium profile of ECO-Rail</li> <li>- With standard lengths 2400mm and 3600mm</li> </ul>
	<p><b>ER-EC-STXX</b>                  End Clamp, Standard</p>	<ul style="list-style-type: none"> <li>- End Module Clamp 25mm, 28mm, 30mm, 32mm, 35mm, 38mm, 40mm, 42mm, 46mm, 48mm, 50mm</li> <li>- Z-Module</li> <li>- Hex Socket Head Bolt A2-70 M8 x 28</li> <li>- Washer 8</li> </ul>
	<p><b>ER-IC-STXX</b>                  Inter Clamp, Standard</p>	<ul style="list-style-type: none"> <li>- Inter Module Clamp 28mm, 30mm, 35mm, 38mm, 40mm, 46mm, 50mm,</li> <li>- 28mm with Hex Socket Head Bolt A2-70 M8 x 40mm</li> <li>- 30mm with Hex Socket Head Bolt A2-70 M8 x 40mm</li> <li>- 35mm with Hex Socket Head Bolt A2-70 M8 x 45mm</li> <li>- 38mm with Hex Socket Head Bolt A2-70 M8 x 50mm</li> <li>- 40mm with Hex Socket Head Bolt A2-70 M8 x 50mm</li> <li>- 46mm with Hex Socket Head Bolt A2-70 M8 x 55mm</li> <li>- Z-Module</li> <li>- Washer 8</li> </ul>
	<p><b>EZ-GL-ST/UC</b>                  Grounding Lug, with U-Shape Copper Channel</p>	<ul style="list-style-type: none"> <li>- Grounding Lug, with Clenergy logo</li> <li>- Hexagon socket head cap screw M8 x 25</li> <li>- Z Module (Anodised)</li> <li>- Washer 8</li> <li>- Plain washer 8</li> <li>- Grounding Lug Bolt II M6 x 14</li> <li>- U-Shape Copper Channel</li> </ul>
	<p><b>EZ-GC-ST</b>                  Grounding Clip (standard)</p>	<ul style="list-style-type: none"> <li>- Grounding Clip (standard)</li> </ul>

# PostMount 6-A and 8-A

## Robust pole mount system with adjustable angle for six and eight panels

PVezRack® PostMount-A delivers flexible and durable designs to mount six and eight panels (up to 1800 x 1150 mm) per post. It is ideal for remote off-grid applications such as water pumps or small residential and commercial systems. The panel tilt is easily adjustable between 10° and 60° throughout the year and comes with hassle-free mounting thanks to patented components such as the PVezRack® rails and clamps. The combination of high quality aluminium, stainless steel and galvanised steel components make this a robust, reliable system with excellent corrosion resistance.

## Main Benefits

### Suitable for Every Soil Condition

With its concrete foundation, PostMount can be installed on even or uneven ground or on a slope, making it suitable for any soil type and a wide range of applications.

### Adjustable Tilt Angle

The steel cap (post head) is designed to tilt panels between 10° and 60° to ensure that you get the required power output you need – anywhere, anytime. Changing the angle merely requires a single pair of spanners.

### Robust and Reliable

Mounted on aluminium rails the panels are supported by robust galvanised steel landscape and master tubes secured with stainless steel bolts. The post can be fixed into a concrete foundation and also used as a ramming option.

### Quick and Easy Installation

Innovative and internationally patented, the Z-Module technology is used in almost all PVezRack® components. The Z-Module provides a quick, easy and safe installation method and can be inserted in to the rail at any given point, secured with just three hand grips.

**25 Year  
Warranty**

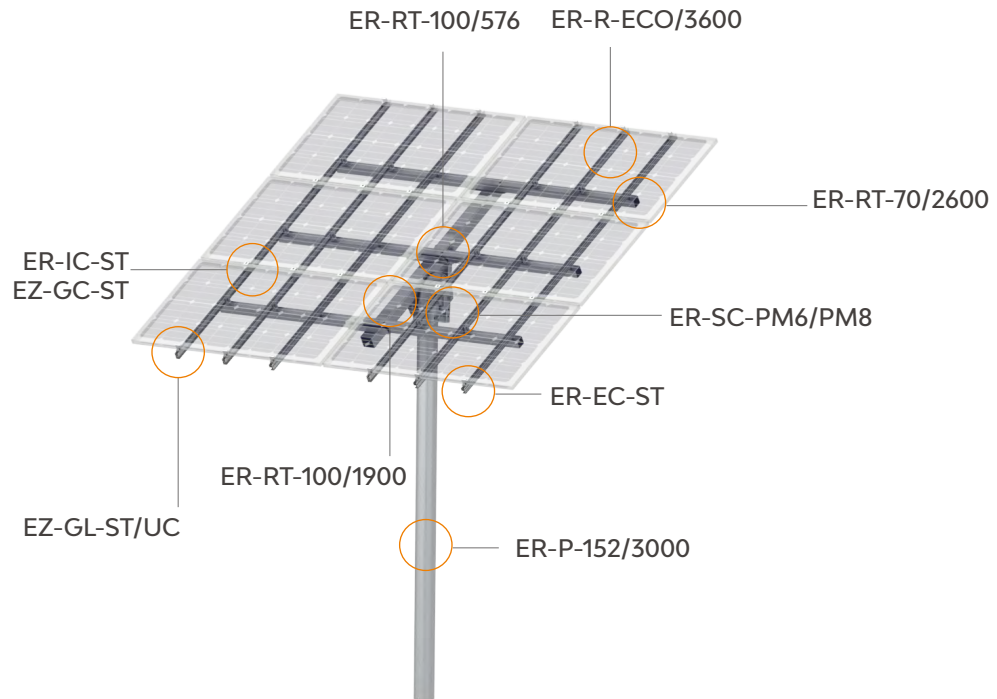
**Commercial**

**Residential**

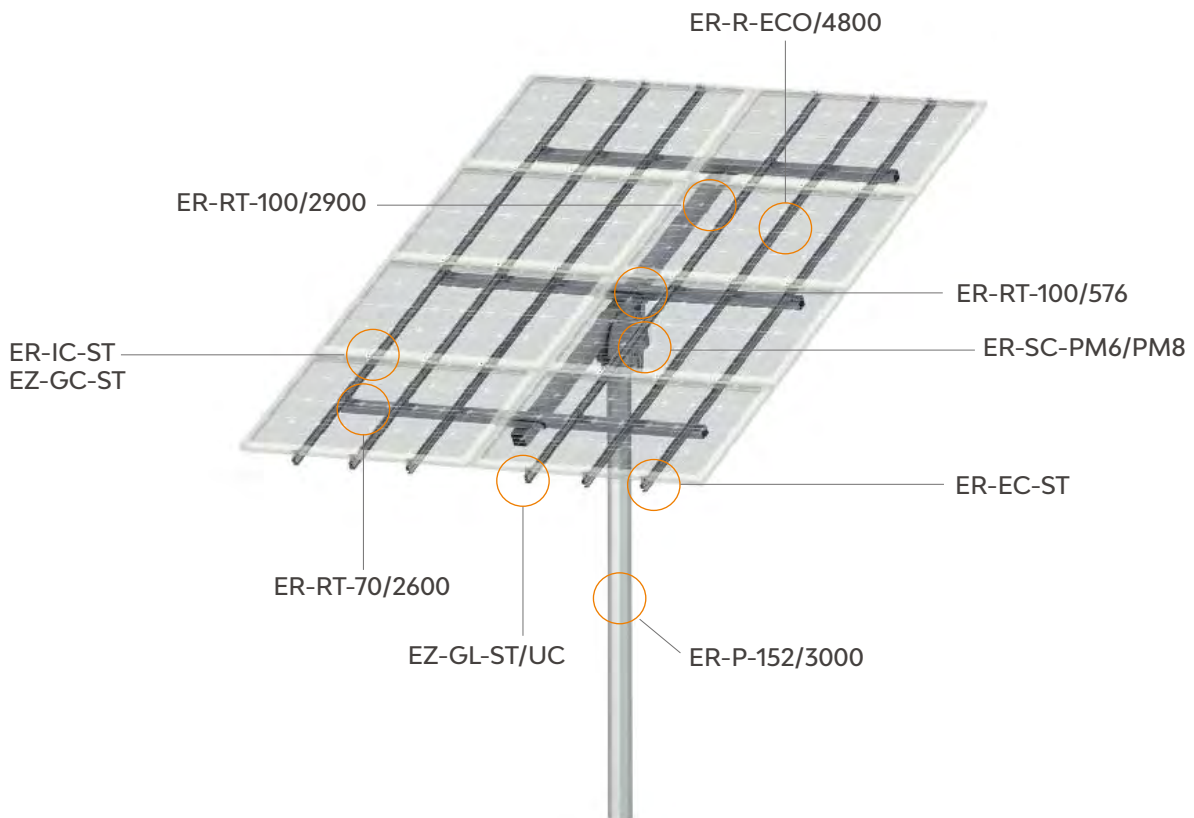
**Available  
accessories**

■ Grounding/earthing ■ Cable clips ■ Rail cap

**PM6-A**



**PM8-A**









## Bill of Material

### PM BOM using ECO rail

Part Number	Bar Code	Part Number (sub-component)	Bar Code (sub-component)	Item Description	Sub-Qty	Unit of Measure	Qty
<b>K-PM6A/ECO</b>	<b>33-100-010-082</b>			<b>PV-ezRack, Postmount 6-A Mounting System, v2</b>		<b>kit</b>	<b>1</b>
ER-R-ECO/3600	13-10038-018			PV-ezRack ECO Rail, length 3600mm		pc	6
ER-EC-ST35	13-11033-003			PV-ezRack End Clamp - Standard 35 mm		unit	12
ER-IC-ST35	13-11050-011			PV-ezRack Inter Clamp - Standard 35 mm		unit	12
ER-RT/SC/AP-PM6A	13-16011-073	ER-RT-70/2600	13-15011-101	PV-ezRack PM6-A&PM8-A,Rectangular Tube-Landscape 70*70*2600mm	3	unit	1
		ER-RT-100/1900	13-15011-036	PV-ezRack PM6-A, Rectangular Tube-Master 100*100*1900mm	1	unit	
		ER-RT-100/576	13-16011-019	PV-ezRack Postmount 6-A&8-A, Adjustable Tube 100*50*576mm	1	unit	
		ER-SC-PM6/PM8	13-16011-018	PV-ezRack PM6-A,PM8-A,Steel Cap Assembly	1	unit	
		ER-AP-PM6/8/A	13-16011-074	PV-ezRack PM6-A&PM8-A, Accessory Package	1	unit	
		EZ-GL-ST/UC	13-14030-037	PV-ezRack Grounding Lug, with Clenergy Logo, with U-Shape Copper Channel	6	unit	
ER-P-152/3000	13-15010-051			PV-ezRack,Pipe φ152*3000mm(PM6,8-A Pole)		unit	1
<b>K-PM8A/ECO</b>	<b>33-100-010-089</b>			<b>PV-ezRack, Postmount 8-A Mounting System, v2</b>		<b>kit</b>	<b>1</b>
ER-R-ECO/4800	13-10038-073			PV-ezRack ECO Rail, length 4800mm		pc	6
ER-EC-ST35	13-11033-003			PV-ezRack End Clamp - Standard 35 mm		unit	12
ER-IC-ST35	13-11050-011			PV-ezRack Inter Clamp - Standard 35 mm		unit	18
ER-RT/SC/AP-PM8A	13-16011-075	ER-RT-70/2600	13-15011-101	PV-ezRack PM6-A&PM8-A,Rectangular Tube-Landscape 70*70*2600mm	3	unit	1
		ER-RT-100/2900	13-15011-038	PV-ezRack PM8-A, Rectangular Tube-Master 100*100*2900mm	1	unit	
		ER-RT-100/576	13-16011-019	PV-ezRack Postmount 6-A&8-A, Adjustable Tube 100*50*576mm	1	unit	
		ER-SC-PM6/PM8	13-16011-018	PV-ezRack PM6-A,PM8-A,Steel Cap Assembly	1	unit	
		ER-AP-PM6/8/A	13-16011-074	PV-ezRack PM6-A&PM8-A, Accessory Package	1	unit	
		EZ-GL-ST/UC	13-14030-037	PV-ezRack Grounding Lug, with Clenergy Logo, with U-Shape Copper Channel	6	unit	
ER-P-152/3000	13-15010-051			PV-ezRack,Pipe φ152*3000mm(PM6,8-A Pole)		unit	1

## Components

	<p><b>ER-P-152/3000</b> Pipe 152 x 3000 (PM6,8-A Pole)</p>	<ul style="list-style-type: none"> <li>- Pipe Diamete Ø 152 x 3000</li> </ul>
	<p><b>ER-AP-PM6/8/A</b> PM6-A &amp; PM8-A, Accessory Package</p>	<ul style="list-style-type: none"> <li>- Hexagon Socket Head Cap Screw M8*28</li> <li>- Large Plain Washer 8</li> <li>- Spring Washer 8</li> <li>- Hex Bolt M12*100</li> <li>- Plain Washer 12</li> <li>- Spring Washer 12</li> <li>- Hex Nut M12</li> <li>- Z Module</li> <li>- U washer T1.0</li> <li>- U washer T2.0</li> </ul>
	<p><b>ER-SC-PM6/PM8</b> Steel Cap Assembly</p>	<ul style="list-style-type: none"> <li>- Steel Cap of PM6-A, PM8-A</li> <li>- Square washer for PM6-A, PM8-A</li> <li>- Hexagonal bolt M20 x 210</li> <li>- Hexagonal bolt M20 x 160</li> <li>- Plain washer 20</li> <li>- Spring Washer 20</li> <li>- Hexagon nut M20</li> </ul>
	<p><b>ER-RT-100/576</b> Adjustable Tube 100 x 50 x 576</p>	<ul style="list-style-type: none"> <li>- Adjustable Tube 100 x 50 x 576</li> <li>- Hexagonal bolt M20 x 160</li> <li>- Hexagon nut M20</li> <li>- Plain washer 20</li> <li>- Spring Washer 20</li> </ul>
	<p><b>ER-RT-100/1900</b> <b>ER-RT-100/2900</b> Rectangular Tube 100x100xL</p>	<ul style="list-style-type: none"> <li>- Rectangular tube 100 x 100 x L with pre-welded angle brackets</li> </ul>
	<p><b>ER-RT-70/2600</b> Rectangular Tube</p>	<ul style="list-style-type: none"> <li>- Rectangular Tube-Landscape 70 x 70 x 2600</li> </ul>
	<p><b>ER-R-ECO/XXXX</b> ECO-Rail</p>	<ul style="list-style-type: none"> <li>- Aluminium profile of ECO-Rail</li> <li>- With standard lengths 3600mm and 4800mm</li> </ul>
	<p><b>ER-IC-STXX</b> Inter Clamp, Standard</p>	<ul style="list-style-type: none"> <li>- Inter Module Clamp 28mm, 30mm, 35mm, 38mm, 40mm, 46mm, 50mm,</li> <li>- 28mm with Hex Socket Head Bolt A2-70 M8 x 40mm</li> <li>- 30mm with Hex Socket Head Bolt A2-70 M8 x 40mm</li> <li>- 35mm with Hex Socket Head Bolt A2-70 M8 x 45mm</li> <li>- 38mm with Hex Socket Head Bolt A2-70 M8 x 50mm</li> <li>- 40mm with Hex Socket Head Bolt A2-70 M8 x 50mm</li> <li>- 46mm with Hex Socket Head Bolt A2-70 M8 x 55mm</li> <li>- Z-Module</li> <li>- Washer 8</li> </ul>



**ER-EC-STXX**  
End Clamp, Standard

- End Module Clamp 25mm, 28mm, 30mm, 32mm, 35mm, 38mm, 40mm, 42mm, 46mm, 48mm, 50mm
- Z-Module
- Hex Socket Head Bolt A2-70 M8 x 28
- Washer 8



**EZ-GL-ST/UC**  
Grounding Lug, with U-Shape Copper Channel

- Grounding Lug, with Clenergy logo
- Hexagon socket head cap screw M8 x 25
- Z Module (Anodised)
- Washer 8
- Plain washer 8
- Grounding Lug Bolt II M6 x 14
- U-Shape Copper Channel



**EZ-GC-ST**  
Grounding Clip (standard)

- Grounding Clip (standard)

# PostMount 1/2/3-A for XL Panels

## Robust pole mount system with adjustable angle for one, two and three XL panels

Clenergy's PVezRack® PostMount 1/2/3-A for XL Panels delivers flexible and durable designs to mount from one to three panels, up to 2100X1100mm per post. It's ideal for remote off-grid applications such as water pumps or small residential and commercial systems. The panel tilt is easily adjustable between 10° and 60° throughout the year and comes with hassle-free mounting thanks to patented components such as the PVezRack® rails and clamps. The combination of high quality aluminium, stainless steel and galvanised steel components make this a robust, reliable system with excellent corrosion resistance.

## Main Benefits

### Suitable for Every Soil Condition

With its concrete foundation, PostMount-A can be installed on even or uneven ground or on a slope, making it suitable for any soil type and a wide range of applications.

### Adjustable Tilt Angle

The steel cap (post head) is designed to tilt panels between 10° and 60° to ensure that you get the required power output you need anywhere, anytime. Changing the angle merely requires a single pair of spanners.

### Robust and Reliable

Mounted on aluminium rails the panels are supported by robust galvanised steel landscape and master tubes secured with stainless steel bolts. The post can be fixed into a concrete foundation and also used as a ramming option.

### Quick and Easy Installation

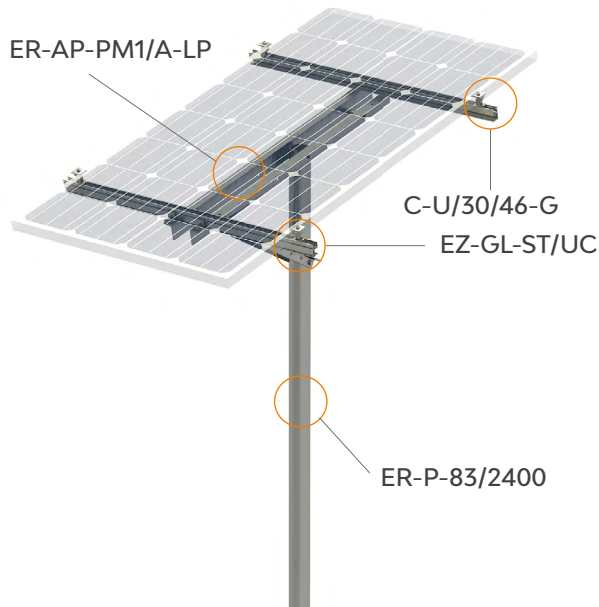
Innovative and internationally patented, the Z-Module technology is used in almost all PVezRack® components. The Z-Module provides a quick, easy and safe installation method and can be inserted in to the rail at any given point, secured with just three hand grips.

**25 Year  
Warranty**

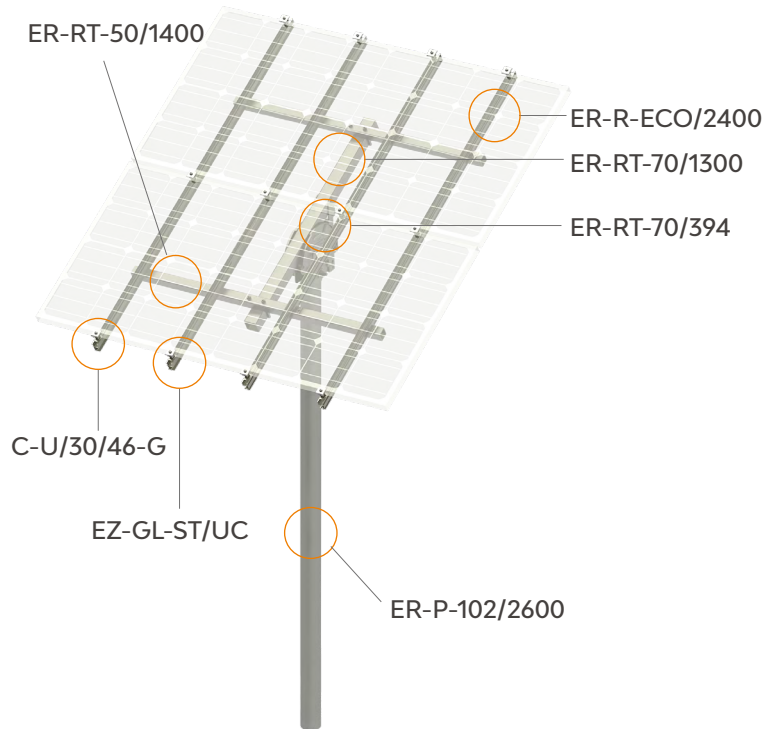
**Commercial**

**Residential**

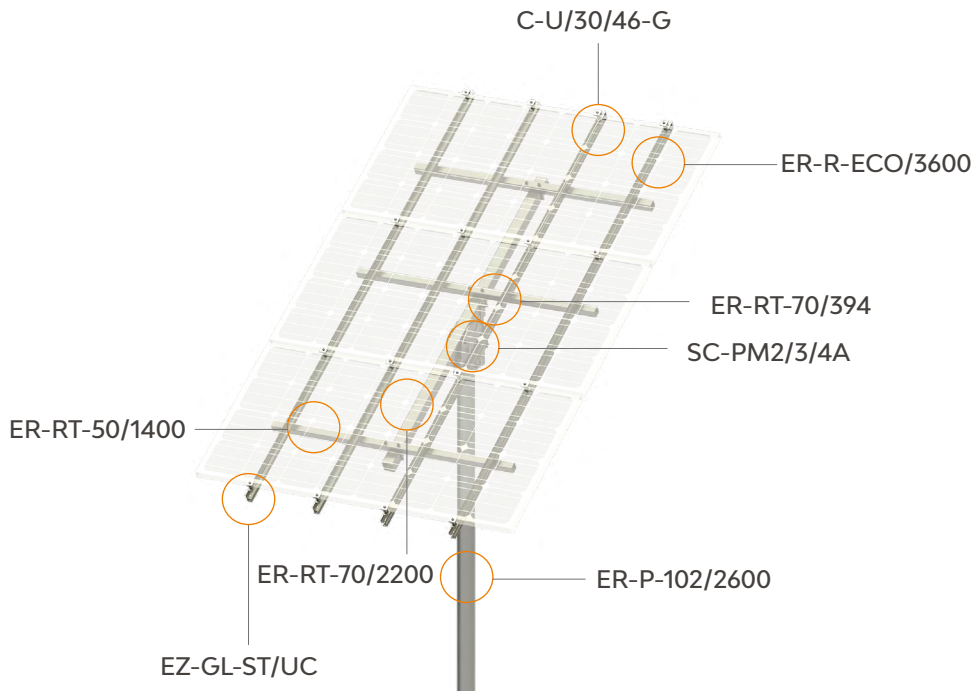
**PM 1-A for XL Panels**



**PM 2-A for XL Panels**



**PM 3-A for XL Panels**



**Available accessories**

- Grounding/earthing
- Cable clips
- Rail and Girder cap


## Bill of Material

PM XL BOM using ECO rail

Part Number	Bar Code	Part Number (sub-component)	Bar Code (sub-component)	Item Description	Sub-Qty	Unit of Measure	Qty
<b>K-PM1A/XL</b>	<b>33-100-010-083</b>			<b>PV-ezRack PostMount 1-A Kit Suitable for Mounting 1 maximum 2100mm tall panel, v2</b>		<b>kit</b>	<b>1</b>
ER-AP-PM1A/XL	13-16011-061	C-U/30/46-G	13-11048-001	PV-ezRack, Universal Clamp for Frame Height 30-46mm with Grounding Clip	4	unit	1
		ER-AP-PM1/A-LP	13-16041-004	PV-ezRack PostMount 1-A Kit Suitable for Mounting 1 maximum 2100mm long panel	1	unit	
		EZ-GL-ST/UC	13-14030-037	PV-ezRack Grounding Lug,with Clenergy Logo, with U-Shape Copper Channel	2	unit	
ER-P-83/2400	13-15010-054			PV-ezRack Pole for PostMount 1-A, Ø83x2400mm		pc	1
<b>K-PM2A/XL</b>	<b>33-100-010-084</b>			<b>PV-ezRack PostMount 2-A Kit Suitable for Mounting 2 maximum 2100mm tall panel, v2</b>		<b>kit</b>	<b>1</b>
ER-R-ECO/2400	13-10038-036			PV-ezRack ECO Rail, length 2400mm		pc	4
ER-AP-PM2A/XL	13-16011-063	C-U/30/46-G	13-11048-001	PV-ezRack, Universal Clamp for Frame Height 30-46mm with Grounding Clip	12	unit	1
		ER-RT-50/1400	13-15011-091	PV-ezRack PM2-A/PM3-A, Rectangular Tube-Landscape 50*50*1400*T4	2	unit	
		ER-AP-PM2/A-LP	13-16011-056	PV-ezRack PostMount 2-A Kit Suitable for Mounting 2 maximum 2100mm long panels	1	unit	
		ER-RT-70/1300	13-15011-043	PV-ezRack PM2-A, Rectangular Tube-Master 70*70*1300*T4	1	pc	
		EZ-GL-ST/UC	13-14030-037	PV-ezRack Grounding Lug,with Clenergy Logo, with U-Shape Copper Channel	4	unit	
ER-SC/RT-PM2/3/A	13-16011-064	ER-RT-70/394	13-16011-025	PV-ezRack (PM3-A,PM4-A), Adjustable Tube 70*50*394	1	unit	1
		SC-PM2/3/4/A	13-16011-017	PV-ezRack (PM2-A,PM3-A,PM4-A),Steel Cap Assembly	1	unit	
ER-P-102/2600	13-15010-043			Pipe Diameter φ102*2600(PM3,4-A Pole)		pc	1
<b>K-PM3A/XL</b>	<b>33-100-010-090</b>			<b>PV-ezRack PostMount 3-A Kit Suitable for Mounting 3 maximum 2100mm tall panel, v2</b>		<b>kit</b>	<b>1</b>
ER-R-ECO/3600	13-10038-018			PV-ezRack ECO Rail, length 3600mm		pc	4
ER-AP-PM3A/XL	13-16011-065	C-U/30/46-G	13-11048-001	PV-ezRack, Universal Clamp for Frame Height 30-46mm with Grounding Clip	16	unit	1
		ER-RT-50/1400	13-15011-091	PV-ezRack PM2-A/PM3-A, Rectangular Tube-Landscape 50*50*1400*T4	3	unit	
		ER-AP-PM3/A-LP	13-16011-057	PV-ezRack PostMount 3-A Kit Suitable for Mounting 3 maximum 2100mm long panels	1	unit	
		ER-RT-70/2200	13-15011-092	PV-ezRack PV-ezRack PM3-A, Rectangular Tube-Master 70*70*2200*T4	1	pc	
		EZ-GL-ST/UC	13-14030-037	PV-ezRack Grounding Lug,with Clenergy Logo, with U-Shape Copper Channel	4	unit	
ER-SC/RT-PM2/3/A	13-16011-064	ER-RT-70/394	13-16011-025	PV-ezRack( PM3-A,PM4-A) ,Adjustable Tube 70*50*394mm	1	unit	1
		SC-PM2/3/4/A	13-16011-017	PV-ezRack (PM2-A,PM3-A,PM4-A),Steel Cap Assembly	1	unit	
ER-P-102/2600	13-15010-043			Pipe Diameter φ102*2600(PM3,4-A Pole)		pc	1

## Components

	<p><b>ER-P-102/2600</b> <b>ER-P-83/2400</b></p> <p>Pipe Diameter</p>	<ul style="list-style-type: none"> <li>- Pipe Diameter Ø102 x 2600 (PM2, 3, 4-A Pole)</li> <li>- Pipe Diameter Ø83 x 2400 (PM1-A Pole)</li> </ul>
	<p><b>ER-AP-PM1/A-LP</b></p> <p>PM1-A XL Accessory Package</p>	<ul style="list-style-type: none"> <li>- Aluminum Profile Of ECO-rail 1250, L1250mm</li> <li>- Angle Steel 63 x 40 x 1010 x T4mm</li> <li>- Angle Steel 40 x 40 x 682 x T4mm, Right Supporting Rod</li> <li>- Angle Steel 40 x 40 x 682 x T4mm, Left Supporting Rod</li> <li>- Sleeve Ø20x83 x T3mm</li> <li>- Cross Connection Clamp of ECO-rail, L40mm</li> <li>- Cup Head Square Neck Bolts M8 x 25</li> <li>- Hexagon Nut With Flange M8</li> <li>- Hexagonal Bolt M12 x 120</li> <li>- Plain Washer 12</li> <li>- Spring Washer 12</li> <li>- Hexagon Nut M12</li> <li>- Capilano Cable Clip for PV Panels for holding 2 cables</li> </ul>
	<p><b>ER-AP-PM2/A-LP</b></p> <p>PM2-A XL, Accessory Package</p> <p><b>ER-AP-PM3/A-LP</b></p> <p>PM3-A XL, Accessory Package</p>	<ul style="list-style-type: none"> <li>- Capilano Cable Clip for PV Panels for holding 2 cables</li> <li>- Cross Connector Clamp of ECO-Rail</li> <li>- Hexagon Socket Head Cap Screw M8*70</li> <li>- Plain Washer 8</li> <li>- Spring Washer 8</li> <li>- Hex Nut M8</li> <li>- U bolt for Tube150</li> <li>- Plain Washer 10</li> </ul>
	<p><b>SC-PM2/3/4A</b></p> <p>Steel Cap Assembly</p>	<ul style="list-style-type: none"> <li>- Steel Cap of PM2-A, PM3-A, PM4-A</li> <li>- Square washer for PM3-A, PM4-A</li> <li>- Hexagonal bolt M14 x 150</li> <li>- Hexagonal bolt M14 x 110</li> <li>- Plain washer 14</li> <li>- Spring Washer 14</li> <li>- Hexagon nut M14</li> <li>- U washer T1.0 (for PM-A system)</li> <li>- U washer T2.0 (for PM-A system)</li> </ul>
	<p><b>ER-RT-70/394</b></p> <p>Adjustable Tube 70 x 50 x 394</p>	<ul style="list-style-type: none"> <li>- Adjustable Tube70 x 50 x 394</li> <li>- Hexagonal bolt M14 x 120</li> <li>- Hexagon nut M14</li> <li>- Plain washer 14</li> <li>- Spring Washer 14</li> </ul>



**ER-RT-70/1300**  
**ER-RT-70/2200**

Rectangular Tube 70 x 70 x L


- Rectangular Tube 70 x 70 x L



**ER-RT-50/1400**

Rectangular Tube

- Rectangular Tube-Landscape 50 x 50 x 1400



**ER-R-ECO/XXXX**

ECO-Rail

- Aluminium profile of ECO-Rail
- With standard lengths 2400mm and 3600mm



**C-U/30/46-G**

Akashi Clamp

- Akashi Clamp
- Module for Akashi Clamp
- Grounding Clip for Akashi Clamp
- Hexagon socket button head screw M8 x 55
- Washer 8
- Spring for Akashi Clamp



**EZ-GL-ST/UC**

Grounding Lug

- Grounding Lug, with Clenergy logo
- Hexagon Socket Head Cap Screw M8\*25
- Z Module
- Spring Washer 8
- Plain Washer 8
- Grounding Lug Bolt II M6\*14
- U-Shape Copper Channe

# PostMount 4/6-A for XL Panels

## Robust pole mount system with adjustable angle for four and six XL panels

Clenergy's PVEzRack® PostMount 4/6-A for XL Panels delivers flexible and durable designs to be mounted between four and six panels, up to 2100x1100mm per post. It's ideal for remote off-grid applications such as water pumps or small residential and commercial systems. The panel tilt is easily adjustable between 10° and 60° throughout the year and comes with hassle-free mounting thanks to patented components such as the PVEzRack® rails and clamps. The combination of high quality aluminium, stainless steel and galvanized steel components make this a robust, reliable system with excellent corrosion resistance.

## Main Benefits

### Suitable for Every Soil Condition

With its concrete foundation, PostMount can be installed on even or uneven ground or on a slope, making it suitable for any soil type and a wide range of applications.

### Adjustable Tilt Angle

The steel cap (post head) is designed to tilt panels between 10° and 60° to ensure that you get the required power output you need – anywhere, anytime. Changing the angle merely requires a single pair of spanners.

### Robust and Reliable

Mounted on aluminium rails the panels are supported by robust galvanised steel landscape and master tubes secured with stainless steel bolts. The post can be fixed into a concrete foundation and also used as a ramming option.

### Quick and Easy Installation

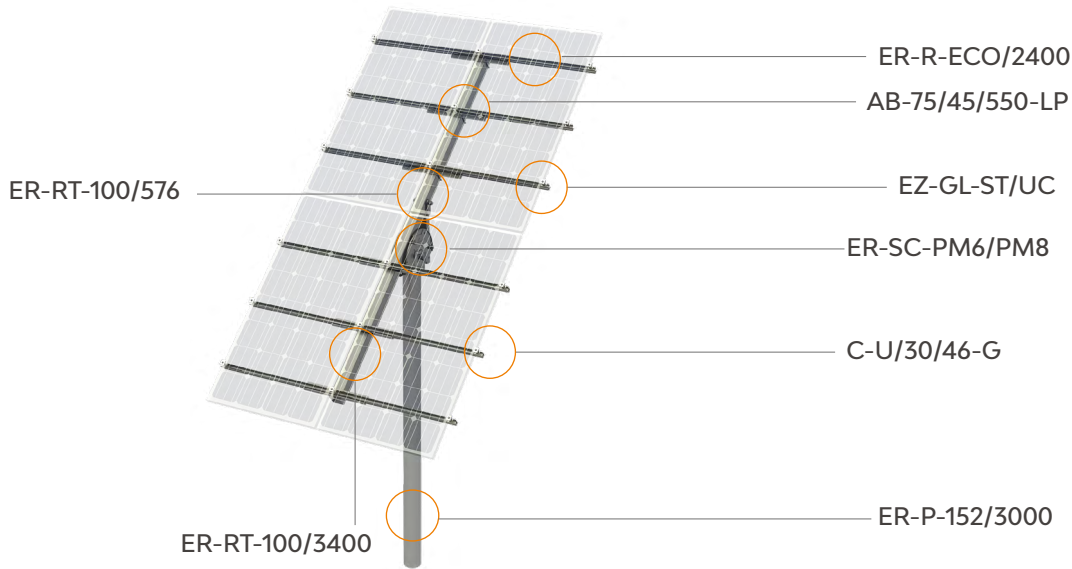
Innovative and internationally patented, the Z-Module technology is used in almost all PVEzRack® components. The Z-Module provides a quick, easy and safe installation method and can be inserted into the rail at any given point, secured with just three hand grips.

**25 Year  
Warranty**

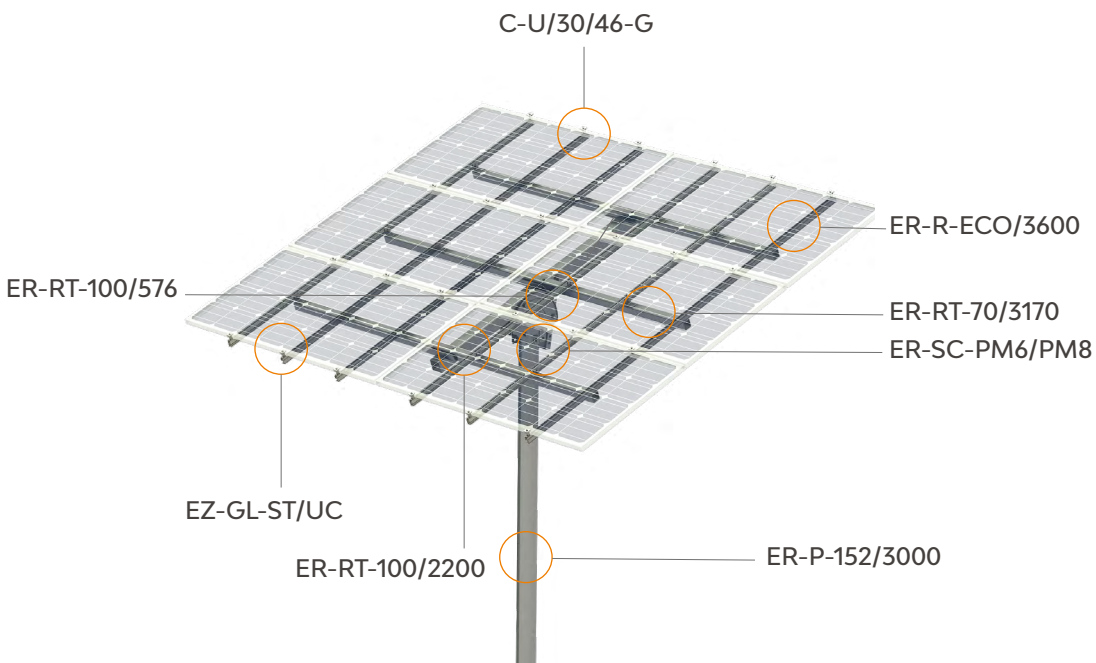
**Commercial**

**Residential**

**PM 4-A for XL Panels**



**PM 6-A for XL Panels**



**Available accessories**






- Grounding/earthing
- Cable clips
- Rail and Girder cap








# Bill of Material

PM XL BOM using ECO rail

Part Number	Bar Code	Part Number (sub-component)	Bar Code (sub-component)	Item Description	Sub-Qty	Unit of Measure	Qty
<b>K-PM4A/XL</b>	<b>33-100-010-091</b>			<b>PV-ezRack PostMount 4-A Kit Suitable for Mounting 4 maximum 2100mm tall panel, v2</b>		<b>kit</b>	<b>1</b>
ER-R-ECO/2400	13-10038-036			PV-ezRack ECO Rail, length 2400mm		pc	6
ER-AB/RT-PM4A/XL	13-16011-067	ER-RT-100/3400	13-15011-093	PV-ezRack PM4, Rectangular Tube-Master 100*100*3400*T5	1	unit	1
		AB-75/45/550-LP	13-16011-058	PV-ezRack PM4-A, Angle Bracket 75*45*550 With 100*100 Tube	6	unit	
ER-SC/RT-PM4A/XL	13-16011-066	EZ-CC-PV/2	13-14027-018	PV-ezRack Universal Cable Clip for PV Panels for holding 2 cables	8	pc	1
		EZ-GL-ST/UC	13-14030-037	PV-ezRack Grounding Lug,with Clenergy Logo, with U-Shape Copper Channel	6	unit	
		C-U/30/46-G	13-11048-001	PV-ezRack, Universal Clamp for Frame Height 30-46mm with Grounding Clip	18	unit	
		ER-RT-100/576	13-16011-019	PV-ezRack (PM6-A,PM8-A),Adjustable Tube 100*50*576	1	unit	
		ER-SC-PM6/PM8	13-16011-018	PV-ezRack (PM6-A,PM8-A),Steel Cap Assembly	1	unit	
ER-P-152/3000	13-15010-051			PV-ezRack,Pipe 152*3000(PM6,8-A Pole)		pc	1
<b>K-PM6A/XL</b>	<b>33-100-010-092</b>			<b>PV-ezRack PostMount 6-A Kit Suitable for Mounting 6 maximum 2100mm tall panel, v2</b>		<b>kit</b>	<b>1</b>
ER-R-ECO/3600	13-10038-018			PV-ezRack ECO Rail, length 3600mm		pc	6
ER-RT/SC/AP-PM6A/XL	13-16011-080	ER-RT-70/3170	13-15011-094	PV-ezRack PM6-A&PM8-A,Rectangular Tube-Landscape 70*70*3170	3	pc	1
		ER-RT-100/2200	13-15011-095	PV-ezRack PM6-A, Rectangular Tube-Master 100*100*2200	1	pc	
		ER-RT-100/576	13-16011-019	PV-ezRack (PM6-A,PM8-A),Adjustable Tube 100*50*576	1	unit	
		ER-SC-PM6/PM8	13-16011-018	PV-ezRack (PM6-A,PM8-A),Steel Cap Assembly	1	unit	
		C-U/30/46-G	13-11048-001	PV-ezRack, Universal Clamp for Frame Height 30-46mm with Grounding Clip	24	unit	
		ER-AP-PM6/8/A-LP	13-16011-059	PV-ezRack PostMount 6-A/8-A Kit Suitable for Mounting 6 maximum 2100mm long panels	1	unit	
		EZ-GL-ST/UC	13-14030-037	PV-ezRack Grounding Lug,with Clenergy Logo, with U-Shape Copper Channel	6	unit	
ER-P-152/3000	13-15010-051			PV-ezRack,Pipe 152*3000(PM6,8-A Pole)		pc	1

## Components

	<p><b>ER-P-152</b> Pipe 152 x 3000 (PM6,8-A Pole)</p>	<ul style="list-style-type: none"> <li>- Pipe Diamete Ø 152 x 3000</li> </ul>
	<p><b>ER-AP-PM6/8/A-LP</b> PM6-A XL &amp; PM8-A XL, Accessory Package</p>	<ul style="list-style-type: none"> <li>- Capilano Cable Clip for PV Panels for holding 2 cables</li> <li>- Hexagon Socket Head Cap Screw M8*28</li> <li>- Large Plain Washer 8</li> <li>- Spring Washer 8</li> <li>- Hex Bolt M12*100</li> <li>- Plain Washer 12</li> <li>- Spring Washer 12</li> <li>- Hex Nut M12</li> <li>- Z Module</li> <li>- U washer T1.0</li> <li>- U washer T2.0</li> </ul>
	<p><b>ER-SC-PM6/PM8</b> Steel Cap Assembly</p>	<ul style="list-style-type: none"> <li>- Steel Cap of PM6-A, PM8-A</li> <li>- Square washer for PM6-A, PM8-A</li> <li>- Hexagonal bolt M20 x 210</li> <li>- Hexagonal bolt M20 x 160</li> <li>- Plain washer 20</li> <li>- Washer 20</li> <li>- Hexagon nut M20</li> </ul>
	<p><b>ER-RT-100/576</b> Adjustable Tube 100 x 50 x 576</p>	<ul style="list-style-type: none"> <li>- Adjustable Tube 100 x 50 x 576</li> <li>- Hexagonal bolt M20 x 160</li> <li>- Hexagon nut M20</li> <li>- Plain washer 20</li> <li>- Spring Washer 20</li> </ul>
	<p><b>ER-RT-100/2200</b> Rectangular Tube 100 x 100 x 2200</p>	<ul style="list-style-type: none"> <li>- Rectangular tube 100 x 100 x 2200 with pre-welded angle brackets</li> </ul>

	<p><b>ER-RT-100/3400</b> Rectangular tube 100 x 100 x 3400</p>	<ul style="list-style-type: none"> <li>- Rectangular tube 100 x 100 x 3400</li> </ul>
	<p><b>AB-75/45/550-LP</b> Angle Bracket 75*45*550 With 100*100 Tube 75 x 45 x 550</p>	<ul style="list-style-type: none"> <li>- Postmount 4-A Angle Bracket 75 x 45 x 550</li> <li>- U bolt M10*140 (with 100*100 tube)</li> <li>- Plain washer 10</li> <li>- Spring Washer 10</li> <li>- Hexagon nut M10</li> <li>- Hexagon socket head cap screw M8 x 28</li> <li>- Plain washer 8</li> <li>- Spring Washer 8</li> <li>- Hexagon nut M8</li> <li>- Cross Connector Clamp of ECO-Rail</li> </ul>
	<p><b>ER-RT-70/3170</b> Rectangular Tube</p>	<ul style="list-style-type: none"> <li>- Rectangular Tube-Landscape 70 x 70 x 3170</li> </ul>
	<p><b>ER-R-ECO/XXXX</b> ECO-Rail</p>	<ul style="list-style-type: none"> <li>- Aluminium profile of ECO-Rail</li> <li>- With standard lengths 3600mm and 4400mm</li> </ul>
	<p><b>C-U/30/46-G</b> Akashi Clamp</p>	<ul style="list-style-type: none"> <li>- Akashi Clamp</li> <li>- Module for Akashi Clamp</li> <li>- Grounding Clip for Akashi Clamp</li> <li>- Hexagon socket button head screw M8 x 55</li> <li>- Washer 8</li> <li>- Spring for Akashi Clamp</li> </ul>
	<p><b>EZ-GL-ST/UC</b> Grounding Lug</p>	<ul style="list-style-type: none"> <li>- Grounding Lug, with Clenergy logo</li> <li>- Hexagon Socket Head Cap Screw M8*25</li> <li>- Z Module</li> <li>- Spring Washer 8</li> <li>- Plain Washer 8</li> <li>- Grounding Lug Bolt II M6*14</li> <li>- U-Shape Copper Channe</li> </ul>
	<p><b>EZ-CC-PV/2</b> Capilano Cable Clip for PV Panels for holding 2 cables</p>	<ul style="list-style-type: none"> <li>- Capilano Cable Clip for PV Panels for holding 2 cables</li> </ul>

# ezTracker D1P

## One Portrait Horizontal Single-axis Tracker



### Advantages

- Advanced Smart Control
- Flexible Layout for Irregular Terrains
- Comprehensive Certification
- Easy and Quick Installation

Power Generation Increased  
**Up to 25%**  
 Compared to a Standard Fixed Tilt System

### Features

Clenergy presents an adaptable, cost-effective solar tracker ideal for commercial or utility scale PV projects.

- Terrain adaptability – slope up to 15%
- Customisable foundation variations
- Easy-to-install structure
- Advanced AI control and excellent wind stability



Tracking



Backtracking



Diffuse Tracking



Night Stow



Wind Stow



Snow Stow



Rain Clean



Flood Stow

## Technical Details

<b>PV-Modules</b>	
PV-Modules Supported	Compatible with modules up to 700W or 210 cells
<b>Structure</b>	
Type	Horizontal single-axis tracker
Maximum Capacity Per Row	45.78kWp (Estimated with 545W PV-Modules)
PV-Modules Quantity Per Row	90 PCS (1x90)
Tracking Range	±60° (120°)
Tracking Accuracy	≤2°
Structural Materials	HDG steel, Zn-Al-Mg coating steel
Foundation	Steel pile, Concrete foundation
Quantity of Foundation/MW	Normally about 250 PCS/MW (Estimated with 545W PV-Modules)
<b>Electrical</b>	
Motor Type	24V DC Motor
Motor Quantity	1 motor per row
Drive Method	Slewing drive
Solar Tracking Method	Astronomical algorithm + closed-loop control
Control System	MCU
Signal Transmission	Wire or wireless
Backtracking	Yes
Power Supply	Self-powered or grid-powered
Commission	By mobile phone App
1000V System or 1500V System	Both available
<b>Protection Function</b>	
Night Stow Mode	Yes
Overheat Prevention	Yes
<b>Environment</b>	
Wind Load	Customisable according to local condition
Operating Temperature	-30°C to +60°C
<b>Civil and Installation</b>	
Slope Tolerance	North/South up to 15%
Special Tools	Not required
<b>Other</b>	
Commissioning & Handover Support	Yes
Design Standards	EURCODE 0-9   NTC 2018   AS NZS 1170.2   ASCE 7-22   JISC 8955   GB 50009
Warranty	10 years for main structure 5 years for drive and control components (Warranty extension can be customized according to the project)



**TÜV Certification**



**ETL Certification**



**CPP Wind Tunnel Test**



**DNV Bankability**



**CE Certification**




**ISO 9001 Certification**



**Carbon Footprint Certification**

# D1P120 Newest Generation One Portrait Smart Solar Tracker



## Advantages

- Multi-drive System for Maximum Aeroelastic Stability
- Advanced Smart Control
- Excellent Adaptability for Irregular Terrains
- Full Professional Certification

Power Generation Increased  
**Up to 25%**  
 Newest Generation One Portrait  
 Smart Solar Tracking System

## Features

The innovative model is characterized by its high system stability throughout the life of the solution, maximizing the energy output for solar plants. Innovative structure with fewer parts, ensure the system is more durable and faster to install. This system can be flexibly used for sites with challenging soils and delivers a perfect solution for Agrivoltaics and Fisheryvoltaics projects.

- Higher power density - supports up to 120 modules with 4x1,500V-strings
- Lower construction costs - easy and quick installation with fewer parts
- Bifacial compatibility - secures the maximum power generation



Tracking



Backtracking



Diffuse Tracking



Night Stow



Wind Stow



Snow Stow



Rain Clean



Flood Stow

## Technical Details

<b>PV-Modules</b>	
PV-Modules Supported	Compatible with modules up to 700W or 210 cells
<b>Structure</b>	
Type	Horizontal single-axis, independent row
Maximum Capacity Per Row	75kWp (Estimated with 630W PV-Modules)
PV-Modules Quantity Per Row	Up to 120 modules, depending on module string length
Bifacial Features	Available with optimized central torque tube gap
PV-Modules Configuration	One in portrait 4 x 1,500 strings per standard tracker
PV-Modules Attachment	By bolts, can self-grounding and electrical tool-actuated
Tracking Range	±60° (120°)
Tracking Accuracy	≤2°
Ground Coverage Ratio (Gcr)	30% to 50%
Structural Materials	HDG steel, Zn-Al-Mg coating steel
Foundation	Steel pile, Concrete foundation
Quantity of Foundation/MW	Normally about 170 PCS/MW (Estimated with 630W PV-Modules)
<b>Electrical</b>	
Motor Type	24V DC Motor
Drive Method	Patented multi-drive
Solar Tracking Method	Astronomical algorithm + closed-loop control integrated AI control tracking algorithm
Signal Transmission	Wire or wireless
Backtracking	Yes
Power Supply	Option1: Array powered, integrated backup battery Option2: AC powered, customer-provided AC circuit
<b>Protection Function</b>	
Night Stow Mode	Yes
Wind Protection	Intelligent wind stowing with self-locking Multi-drive system for maximum array stability
<b>Environment</b>	
Wind Load	Configurable up to 60m/s (3S gust)
Operating Temperature	Array powered: -20°C to +60°C AC powered: -30°C to +60°C
<b>Civil and Installation</b>	
Slope Tolerance	North/South up to 15%
Special Tools	Not required
<b>Other</b>	
Commissioning & Handover Support	Yes
Design Standards	EURCODE 0-9   NTC 2018   AS NZS 1170.2   ASCE 7-22   JISC 8955   GB 50009
Corrosion Grade	C1-C4 (C5 need to check with request)
Warranty	10 years for main structure 5 years for drive and control components (Warranty extension can be customized according to the project)



**TÜV Certification**



**ETL Certification**

**Intertek**



**CPP Wind Tunnel Test**



**CE Certification**



**ISO 9001 Certification**



**Carbon Footprint Certification**

# ezShade Razor

## Solar Parking Solution for Large Commercial and Utility Scale Projects




PVezRack® ezShade Razor is a solar parking solution generating clean solar energy as well as car sheltering to protect people and vehicles from solar irradiation, snow and rain. The main components are manufactured from high quality steel and aluminum to offer a reliable and robust solution. With multiple waterproof structures, the system is more intelligent and environmentally friendly.

### Main Benefits




#### Parking Friendly

With the single post positioned at the end of Carport, ensuring optimal space utilization, people can easily drive in and out either straight or angled parking. We can also offer a back-to-back parking solution for maximum output.



#### Safety

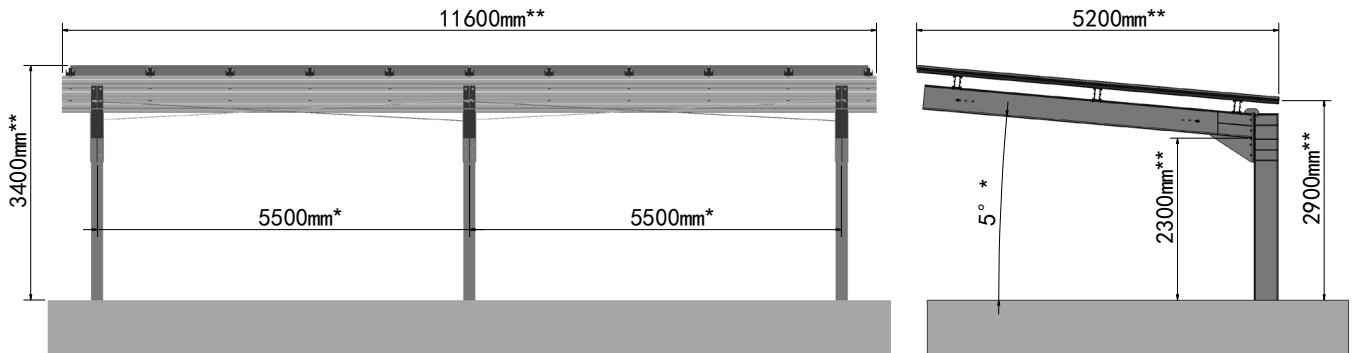
High safety performance and easily installation due to innovative clamp which can help fasten PV panels from bottom, avoiding the danger of cracking and preventing workers from falling. Furthermore, an innovative hook design for locating enables quicker installation.



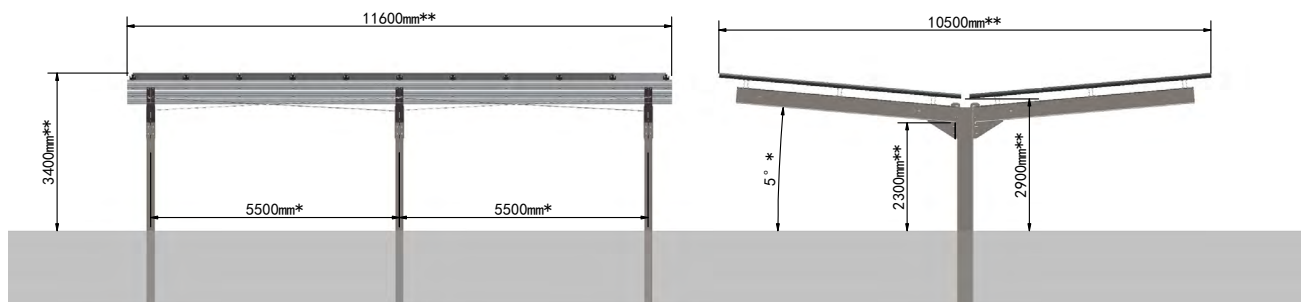
#### Waterproof

With the special water guide rails and gutters install under the gap of PV panels, the PVezRack® ezShade Razor is totally waterproof. Water will flow along the gap into the gutters and water guide rails, finally into the ground.

### Single Wing/One Row Layout



### Double Wings/Two Rows Layout



## Technical Details

<b>Module Orientation</b>	3P (module length is around 1800±100 mm) 2P (module length is around 2278±150 mm)
<b>Module Type</b>	Framed
<b>Foundation</b>	Concrete
<b>Wind Load</b>	Up to 50m/s (3s gust, MRI = 50Y)
<b>Tilt Angle</b>	5° (standard)*
<b>Material</b>	Post & Girder: HDG Rails & Clamps: AL6005-T5 Fasteners: HDG or SUS304
<b>Span</b>	5500 mm (standard)*
<b>Standard</b>	ASCE 7-16   EUROCODE 0-9   JISC 8955   AS NZS 1170.2   NTC 2018   GB 50009
<b>Mini Ground Clearance</b>	2900mm**
<b>Application</b>	Carport, Backyard Shade, Swimming Pool Shade – Applications are endless
<b>Certification</b>	CE
<b>Warranty</b>	12 years

\*For other values, please consult with Clenergy

\*\*Only for reference, actual projects may be slightly different

# Accessories

## Earthing / Grounding components

	<p><b>EZ-GL-ST</b> Grounding Lug (standard)</p>	<ul style="list-style-type: none"> <li>- Grounding Lug, with clenergy logo</li> <li>- Hexagon Socket Head Bolt M8 x 25mm</li> <li>- Z-Module L20</li> <li>- Spring Washer GB/T 93-8</li> <li>- Plain Washer DIN 125-1-8</li> <li>- Grounding Lug Bolt M6 x 14mm</li> </ul>
	<p><b>EZ-GL-ST/UC</b> Grounding Lug, with U-Shape Copper Channel</p>	<ul style="list-style-type: none"> <li>- Grounding Lug, with Clenergy logo</li> <li>- Hexagon socket head cap screw M8 x 25</li> <li>- Z Module (Anodised)</li> <li>- Washer 8</li> <li>- Plain washer 8</li> <li>- Grounding Lug Bolt II M6 x 14</li> <li>- U-Shape Copper Channel</li> </ul>
	<p><b>EZ-GC-ST</b> Grounding Clip (standard)</p>	<ul style="list-style-type: none"> <li>- Grounding Clip (standard)</li> </ul>
	<p><b>EZ-GL-AT</b> The Austin – Commercial Grounding Lug with SUS316</p>	<ul style="list-style-type: none"> <li>- Upper Part of Commercial Grounding Lug, with Clenergy Logo</li> <li>- Lower Part of Commercial Grounding Lug</li> <li>- Z Module (Anodised)</li> <li>- Hexagon socket head cap screw M8 x 28</li> <li>- Washer 8</li> <li>- Plain washer 8</li> </ul>
	<p><b>ER-GC-AK</b> Grounding Clip for Akashi Clamp</p>	<ul style="list-style-type: none"> <li>- Grounding Clip for Akashi Clamp</li> </ul>

## Cable clips and trays



### CC-R/ECO/6

AL Cable clip for ECO-Rail  
- AL Cable clip for ECO-Rail  
- Install tool for AL Cable clip



### CR-BRU/2

The Brute - Cable Clip for Holding 2 Large Cables



### EZ-CC-PV/2

Capilano Cable Clip for PV Panels for holding 2 cables



### EZ-CC-PV/2/L

Capilano Cable Clip for PV Panels for holding 2 cables, Landscape



### EZ-CC-PV/4

Capilano Cable Clip for PV Panels for holding 4 cables




### EZ-CC-PV/4/L

Capilano Cable Clip for PV Panels for holding 4 cables, Landscape



**EZ-CD-102**  
Cable Duct 102



**EZ-CO-CD/102**  
Cover for Cable Duct 102



**EZ-C-CD/T**  
Clamp for Cable Duct on T-Rail

- Clamp for Cable Duct on T-rail
- T-head bolt M8 x 25mm
- Plain washer 8mm
- Washer 8mm
- Hexagon nut M8
- Set screw M8 x 12mm



**SCO-ECO/380**  
Side Channel Cover for  
Cutter-Rail, length 380 mm

## Rail caps



**ER-CAP-T110**  
Cap for T-Rail 110



**ER-CAP-G/A**  
Cap for Square Girder



**EZ-CAP-T50/PA**  
Cap for T-Rail 50



**CAP-ECO/PA**  
**CAP-ECO/PA/B**  
Cap for ECO-Rail



**ER-CAP-ELT/ECO**  
**ER-CAP-ELT/ECO/B**  
Cap for Elite and ECO Rail



**CAP-R/SDII/168**  
Cap for Rail 168



**CAP-G/SDII/150**  
Cap for Girder 150

## Brackets for inverter / combiner box



**EZ-UB-STIIIA**  
SolarTerrace III-A, Accessory  
Package for Solar Joint Box  
Mounting System

- U-Fixing Bracket for Tube 60 x 60mm
- T-head bolt M8 x 25mm
- Large Plain Washer DIN 9021-8\*24
- Washer 8mm
- Hexagon nut M8




**EZ-UB-STIIA**  
SolarTerrace II-A, Bracket kit for Inverter / Combiner Box

- U-Fixing Bracket for C-post
- Fixing Plate for Solar Joint BoX
- Diamond Washer
- Diamond Module with teeth
- Hexagon socket head cap screw M8\*25
- Hexagon socket head cap screw M8\*35
- Hexagon socket head cap screw M8\*90
- Hex Bolt DIN 933-M12\*130
- Hex Nut GB/T 52-76-M8
- Hex Nut DIN 934-M12 (coating)
- Plain Washer DIN 125-1-12
- Large Plain Washer DIN 9021-8\*24
- Spring Washer GB/T 93-8
- Spring Washer GB/T 93-12




**EZ-RT-60/60/740**  
Slotted Al-Tube for Bracket kit for Inverter / Combiner Box  
- Slotted Al-Tube 60 x 60 x 740mm



**ER-R-C41/62/800**  
C-Channel for Bracket kit for Inverter / Combiner Box  
- 41 x 62 x 800mm

## Rubber pads



**EZ-RB-60/45/12**  
EPDM rubber pad

- EPDM rubber pad 60 x 45 x 12mm



**EZ-RB-ST**  
Rubber Pad

- 50 x 25 x 2.2mm



**EZ-RB-60/20000/2**  
EPDM strip

- EPDM strip 60 x 20000 x 2mm



## Other



**EZ-AD-C110**  
SolarRoof Adapter for Corrugated Iron Roof

- AL Adapter 110mm x 124mm
- EPDM rubber pad
- Z-Module and bolt
- Spring Washer GB/T 93-8
- Lock washer M8
- Hexagon socket head cap screw M8\*25

	<p><b>EZ-Z-STBW</b> Z-Module assembly with bolt and washer</p>	<ul style="list-style-type: none"> <li>- Z-Module</li> <li>- M8 x 25mm A2 70</li> <li>- Washer 8.4mm DIN 9021 A2</li> <li>- Lock Washer 8mm A2</li> </ul>
	<p><b>EZ-Z-ST</b> Z-Module</p>	
	<p><b>EZ-RE-200</b> Roof Hook Extender</p>	<ul style="list-style-type: none"> <li>- 200mm Roof Hook Extender</li> <li>- Hex Socket Head Bolt</li> <li>- Hex Nut</li> </ul>
	<p><b>ER-R-MT/2560</b> MT-rail</p>	<ul style="list-style-type: none"> <li>- With a standard length of 2560mm</li> </ul>
	<p><b>ER-DM-MT8</b> Diamond module M8 with Hexagon Socket bolt M8 x 20 (for AU)</p>	
	<p><b>IS-SR265/111</b> <b>IS-SR265/111/B</b> Isolator Shade, 280 x 158 x 114mm with Z-Module and bolt, non-assembly</p>	<ul style="list-style-type: none"> <li>- Isolator Bracket, 265 x 155 x 111.5mm</li> <li>- Isolator Cover, 280 x 155.5 x 114mm</li> <li>- Z Module (Anodised, grounding)</li> <li>- Plain washer large 8 x 24</li> <li>- Washer 8</li> <li>- Hexagon socket head cap screw M8 25</li> <li>- Cross Recessed Countersunk Head Tapping Screws ST3.5 x 16</li> <li>- Grounding Lug Bolt</li> <li>- Washer 6</li> <li>- Hexagon nut M6</li> <li>- External Teeth Lock Washer 12 (for Black Anodised)</li> <li>- External Teeth Lock Washer 8 (for Black Anodised)</li> </ul>
	<p><b>AB-SR/IS/260</b> <b>AB-SR/IS/260B</b> Angle Bracket for Isolator Shade, 260mm Length</p>	<ul style="list-style-type: none"> <li>- Angle Bracket for Isolator Shade, 260mm Length</li> <li>- Hexagon nut M8</li> <li>- Washer 8</li> <li>- Hexagon socket head cap screw M8 x 25</li> <li>- External Teeth Lock Washer 8</li> </ul>
	<p><b>DCS-SR260/123</b> <b>DCS-SR260/123/BA</b> Solar DC Connectors Shroud</p>	<ul style="list-style-type: none"> <li>- Solar DC Connectors Shroud</li> <li>- Hexagon socket head cap screw M8 x 16</li> </ul>
	<p><b>CRC-R/ECO-ZBW</b> Cross Connector Clamp of ECO-Rail with Z-module</p>	<ul style="list-style-type: none"> <li>- Hexagon socket head cap screw M8 x 25</li> <li>- Washer 8</li> <li>- Cross Connector Clamp of ECO-Rail</li> <li>- Z Module</li> </ul>




	<p><b>CRC-R/ECO</b> Cross Connector Clamp of ECO-Rail</p>	<ul style="list-style-type: none"> <li>- Cross Connector Clamp of ECO-Rail</li> </ul>
	<p><b>K-CRC/PT</b> Cross Connector Clamp and Plate Kit</p>	<ul style="list-style-type: none"> <li>- Cross Connector Clamp of ECO-Rail</li> <li>- Cross Connector Clamp Plate</li> </ul>
	<p><b>RC-ECO/G</b> PVezRack® Rail Clamp for ECO-Rail with grounding / earthing pins</p>	<ul style="list-style-type: none"> <li>- Hexagon socket head cap screw M8 x 30</li> <li>- Washer 8</li> <li>- Rail Clamp for ECO-Rail with grounding / earthing pins</li> <li>- Z Module</li> </ul>
	<p><b>ER-RC-T/G</b> Rail Clamp for T-Rail with grounding/earthing pins</p>	<ul style="list-style-type: none"> <li>- Rail Clamp with pins 50 x 30 x 11.8mm</li> <li>- Hex Socket Head Bolt M8 x 30</li> <li>- Spring Washer M8</li> <li>- Z-Module</li> </ul>
	<p><b>ER-HB-8/150</b> Hanger Bolt for wood purlin, M8 x 150</p>	<ul style="list-style-type: none"> <li>- Hanger Bolt for wood purlin, M8 x 150 (with 3 nuts, round EPDM rubber pad, mounted)</li> <li>- Waterproof Gasket for Hanger bolt M8</li> <li>- Hexagon nut with flange M8</li> </ul>
	<p><b>ER-HB-MP/8/150EP</b> PV-ezRack Hanger Bolt for metal purlin M8 x 150mm</p>	<ul style="list-style-type: none"> <li>- Hanger Bolt for metal purlin M8 x 150</li> <li>- Waterproof Gasket for Hanger bolt M8</li> <li>- Hexagon nut with flange M8</li> </ul>
	<p><b>US-6.3/70-BW/BX</b> Self-drilling Ponte Screw, Buildex 14-11 x 70 Hex Head Zips Climaseal 3 with 16 mm ABW</p>	
		<p><b>US-6.3/70/C5-BW/BX</b> Self-drilling Ponte Screw, Buildex 14-11 x 70 Hex Head Zips Climaseal 5 with 16 mm ABW</p>




**GE-STA/200**  
Girder Extension for  
SolarTerrace-A (II and III)  
200mm

- Splice for Tri-Groove Square Girder
- Flange Facing Self-Tapping Screw (washer) ST6.3 x 22
- Alum profile of tri-groove Beam 200



**GS-76/3.5/4/F0**  
Ground Screw, with Quadrate  
Flange and Continuous Small  
blade

- $\varnothing 76 \times 3.5 \times 1300\text{mm}$
- $\varnothing 76 \times 3.5 \times 1600\text{mm}$




**EZ-CT-40/40/2560**  
Cable Tray

- 40 x 40 x 2560mm



**CO-MT/855**  
Cover for MT-Rail

- length 855mm



**EZ-SS-PV**  
DFendr - Solar Skirt for PV Panels



**EZ-SC-PV**  
DFendr - Solar Skirt Clip for PV Panels

# 25 Year Product Warranty

As the manufacturer of quality solar mounting systems, Clenergy Australia provides a warranty for all **PVezRack® SolarRoof and SolarTerrace** it supplies in Australia and New Zealand (“**Products**”). The warranty provided by Clenergy Australia is subject to the conditions contained in this document (“**Warranty**”). No other warranty provision implied or otherwise is to be assumed. Your Warranty coverage is in accordance with this document.

Product Warranty Table for Installations in Corrosivity Category 1, 2, 3, 4 and 5 (ISO 9223)

Product		Material	Standard or Customized Product	Product Warranty		
				Corrosivity Category 1, 2 and 3	Corrosivity Category 4	Corrosivity Category 5
1	Aluminium Components	6005CL-T5 mill finish 6106-T6 mill finish 6005-T5 mill finish	Standard	25 years	25 years	
		6005-T5 Anodised to 5 & 10 microns				
		6005-T5 Anodised to 15 microns	Customized		25 years	
		6005-T5 Anodised to 20 microns				
2	Galvanized Steel Components	Galvanized Steel at 85 microns in average	Standard	25 years	10 years	
3	Stainless Steel Components	SUS304 & SUS316	Standard	25 years		
4	Fasteners (bolts/nuts/washers)	SUS304	Standard			
		SUS316	Customized			
5	Screws for Tile Interface	Carbon Steel with C3 Rated Finish	Standard	25 years*		
6	Screws for Tin Interface	Carbon Steel with C3 Rated Finish	Standard	25 years	Not warranted	
		Carbon Steel with C4 Rated Finish		25 years	25 years	Not warranted
		Carbon Steel with C5 Rated Finish		25 years	25 years	10 years

\* The screws under tile interface are assumed to be installed in category 1, 2 or 3 micro-climate within the roof structure.

## Warranty Scope

Your solar mounting Product has been manufactured to high standards, however, should any manufacturing defect arise, please contact Clenergy Australia. We will arrange for an inspection of the affected Product(s) to determine the extent of the problem.

Details are provided below as to the extent of your Warranty coverage and any exclusions that may apply. Please read these provisions carefully to ensure you receive the appropriate assistance and support in a timely manner. Please also contact Clenergy Australia if any part of this Warranty is unclear, or you wish to discuss your rights and remedies under this Warranty.

**If your Product fails during the Warranty periods set out in the Warranty table above due to a defect in materials and/or workmanship on and from the date of the Product's delivery;**

**Clenergy Australia will at its election (after proof of purchase has been confirmed) either repair or resupply the defective Product provided that:**

- The Product was installed correctly by a Clean Energy Council ("CEC") accredited or equivalent accreditation installer, following the Clenergy installation manual provided at time of purchase.
- The Product has been maintained correctly in accordance with section "Care of your Product" below.

## Warranty Conditions

- Any and all costs for repair or replacement outside the Warranty period are the responsibility of the customer.
- Where Clenergy attends a site and finds that the Product is not faulty, the costs for the visit will be payable by the customer.
- Defective Products shall be uninstalled and/or reinstalled at the customer's expense and risk.
- Under certain conditions, the Warranty can be extended to more than 25 years at an extra cost, available upon request.

## Warranty Exclusions

- Product finish (natural surface oxidation) or any natural impairment or surface corrosion that does not compromise the structural integrity.
- Products sold or installed outside of Australia and New Zealand unless approved previously in writing by Clenergy Australia.
- Damage caused by transport, mishandling, incorrect storage, improper loading or willful conduct.
- Any Product not correctly installed in accordance with our installation manual, or any specific design instruction or special conditions as advised by Clenergy Australia.
- Damage caused by the Product being modified in any way unless previously agreed to in writing by Clenergy Australia.
- The use of the Product for purposes other than the mounting of PV solar panels.
- Installations where the environment is excluded in the "Products Warranty Table" above, and for galvanized steel ground system Products, where the pH level is outside the range of 6-8, unless agreed to in writing by Clenergy Australia prior to installation.
- Damage caused by attachments not designed or approved for connection to the Product.
- A force majeure, such as, without limitation, an Act of God (such as fire, flood, earthquake, storm, hurricane, tornado or other natural disaster), war, invasion, or acts of enemies, foreign powers, hostilities (whether or not war is declared), civil unrest, rebellion, revolution, insurrection, military or usurped power, intentional damage or other destructive acts by any person or party whatsoever.

- Clenergy shall never be obligated for any other monetary damages or losses or be subject to other types of legal remedies or indirect liabilities.

Our Products may come with guarantees that cannot be excluded under the Australian Consumer Law. You may be entitled under statute to a replacement or refund for a major defect in the Products. You may also be entitled under statute to have the products repaired for any defect which does not amount to a major defect. The benefits given by this Warranty are in addition to any statutory rights and remedies you may have under Australian law.

## Product Care

Clenergy Products are designed to be durable with minimal care, however it is important that you maintain your mounting Product in accordance with proper practices. This includes regular maintenance and inspection to avoid damage.

The aluminum components are made from either AL6005CL-T5 or AL6106-T6 or AL6005-T5 and may also have a clear anodization. The aluminum may undergo some surface oxidization in service. Please note that this is normal and part of the natural ageing process. The result may even be beneficial to the longevity of the Product, as the oxidization can provide additional protection against degradation by pollution and atmospheric corrosion.

- You should also ensure that if the Product is stored prior to installing that it is not contaminated by contact with rusty items or other impurities such as dirt and chemicals. Should this occur, you must clean the Product and make any repairs using approved methods such as galvanized paint and antirust treatments immediately before installation. Steel components should be inspected before and after installation and any damage to the galvanizing should be treated immediately to prevent rusting. It is normal for galvanized Products to develop a surface barrier (the 'patina'), which helps to protect the surface from contaminants in the atmosphere and does not adversely affect the Product.
- The torque values of fastener connections on mounting system shall be checked annually in accordance with guidelines recommended by the Joint Standards Australia/New Zealand Committee (AS/NZS 5033:2021) and corrected if needed in accordance with Clenergy Australia's installation manual.
- Regular cleaning to remove any soil or other possible contaminants shall also be performed. Cleaning should be performed in accordance with guidelines recommended by the Standards Association of Australia (AS 1231-2000) (for aluminium Products) and the Galvanizers Association of Australia (GAA) (for steel Products supplied in Australia) or the Galvanizers Association of New Zealand (GANZ) (for steel Products supplied in New Zealand) or any other similar organisations (as applicable). When using tin interfaces for installation works, screws not exposed to frequent rain should be washed down with fresh water at least every 6 months.
- This Warranty is conditioned on the person making any claim under the Warranty must prove the Products were being inspected
  - a) periodically in accordance with good industry practices
  - b) immediately after any earthquake or other seismic event which might have resulted in damage to the Products
  - c) for proper performance of all necessary or appropriate maintenance or repairs to the Products in accordance with good industry practices and the product care steps have been taken.

Last Updated 2 July 2024





## **PV-ezRACK®**

### Clenergy

3/10 Duerdin St  
Clayton VIC 3168  
Australia

Phone: +61 3 9239 8088  
Email: [sales@clenergy.com.au](mailto:sales@clenergy.com.au)  
Web: [www.clenergy.com.au](http://www.clenergy.com.au)

 @ClenergyGlobal / @ClenergyClub / ClenergyAUS  @Clenergy  @ClenergyClub  
 @Clenergy\_global  @Clenergy

A Clenergy Technologies Company

