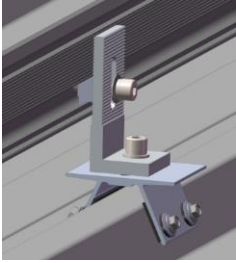
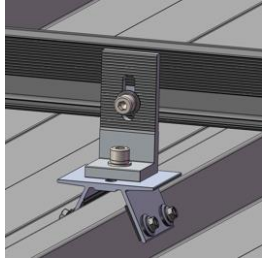
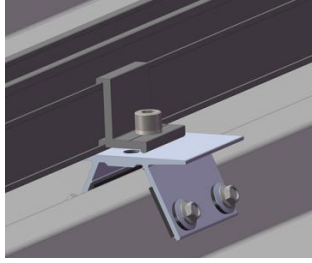
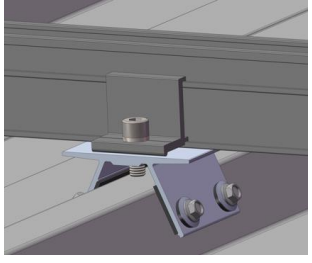


SADL Bracket A1 for Kingspan Roof

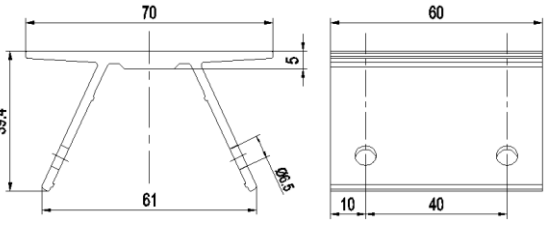
Assembly

			
Rail running parallel to roof rib	Rail running perpendicular to roof rib	Rail running parallel to roof rib	Rail running perpendicular to roof rib
Install Elite-rail and Tin Interface		Install Eco-rail and Cross Connector Clamp	

Component


<p>SADL Bracket A1 Part No.: ER-I-55 (bar code: 10-002-00596)</p>

Technical Specification

Application	Kingspan KS1000 RW Trapezoidal Roof	
Screw Specification	4 x Buildex M6-11 x 25 (6.0 mm, 11 TPI, 25 mm long) Hex Head Tekes with 16 mm Bonded Washer	
EPDM	Pre-fitted (2 x 2mm thickness)	
Dimensions	L60mm*W60.6mm*H45mm	
Packaging	40 units per pack, 4 packs (160 units) per carton	
Packaging Dimension	L397*W267*H345mm (carton dimension)	
Weight	0.116 Kg 20 Kg (carton)	
Material	Main Structure: AL6005-T5 Self-drilling Screws: Carbon Steel SAE 1022 Bolt/washers: SUS 304 Rubber Pads: EPDM	
Color	Silver (anodised no less than 10 µm)	
Standard	AS NZS1170.2:2021	